






Age Adjusted Rates per 100,000 Population

- 6.6 - 9.0
- 9.1 - 12.2

 6.6 - 9.0
 9.1 - 10.9
 11.0 - 16.2
 16.3 - 21.0
 Less Than

Note: Rates based on less than 16 are suppressed.
Information is subject to change as files are updated.