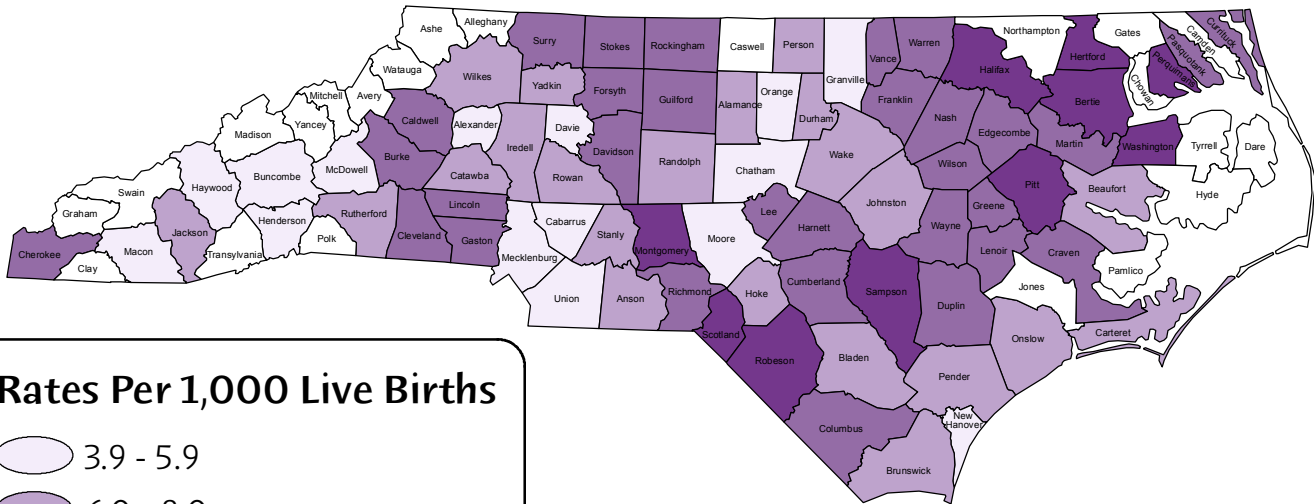





North Carolina Infant Mortality Rates by County 2008 - 2012

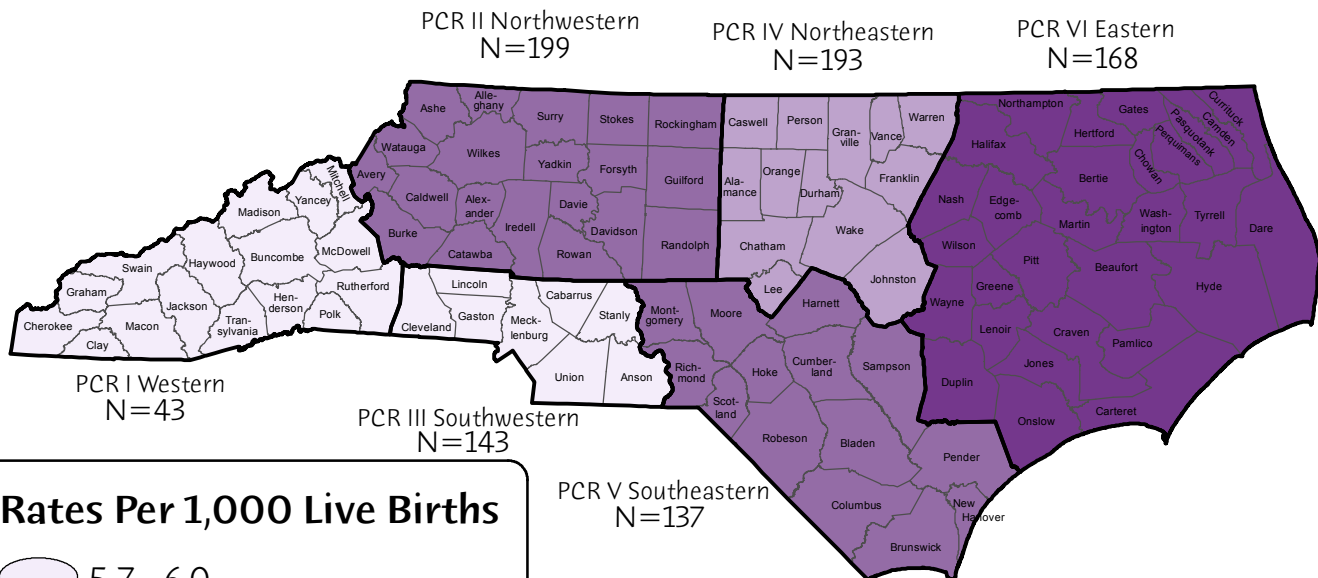


Rates Per 1,000 Live Births






-  3.9 - 5.9
-  6.0 - 8.0
-  8.1 - 11.0
-  11.1 - 16.7
-  Suppressed*

* Rates based on less than 10 deaths are unreliable and have been suppressed.

North Carolina 2012 Infant Mortality Rates by Perinatal Care Regions



Rates Per 1,000 Live Births

-  5.7 - 6.0
-  6.1 - 7.5
-  7.6 - 7.7
-  7.8 - 8.9
-  County Boundary

