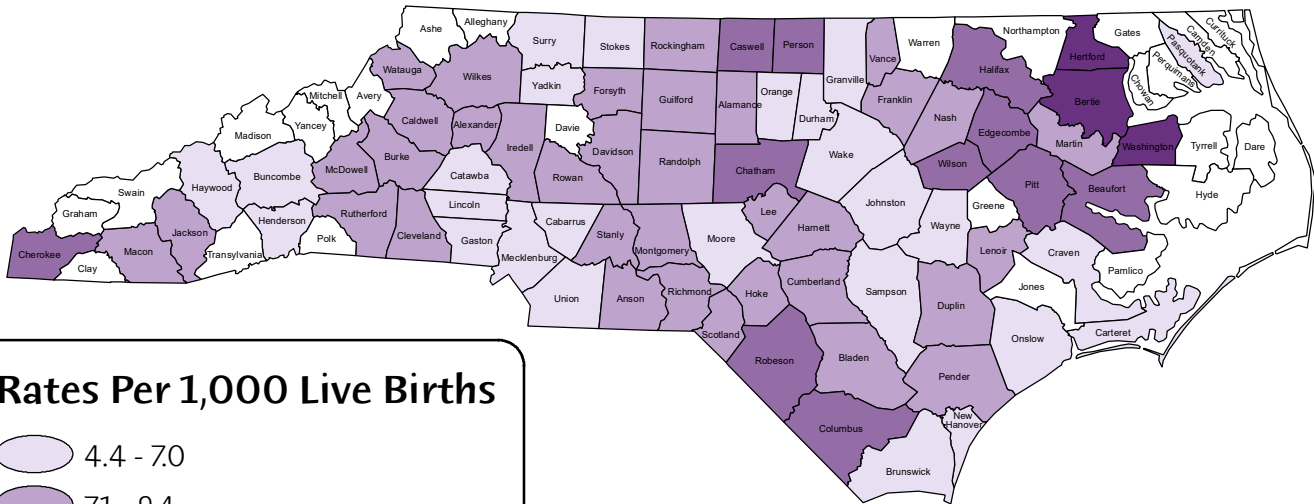






# North Carolina Infant Mortality Rates by County 2014 - 2018

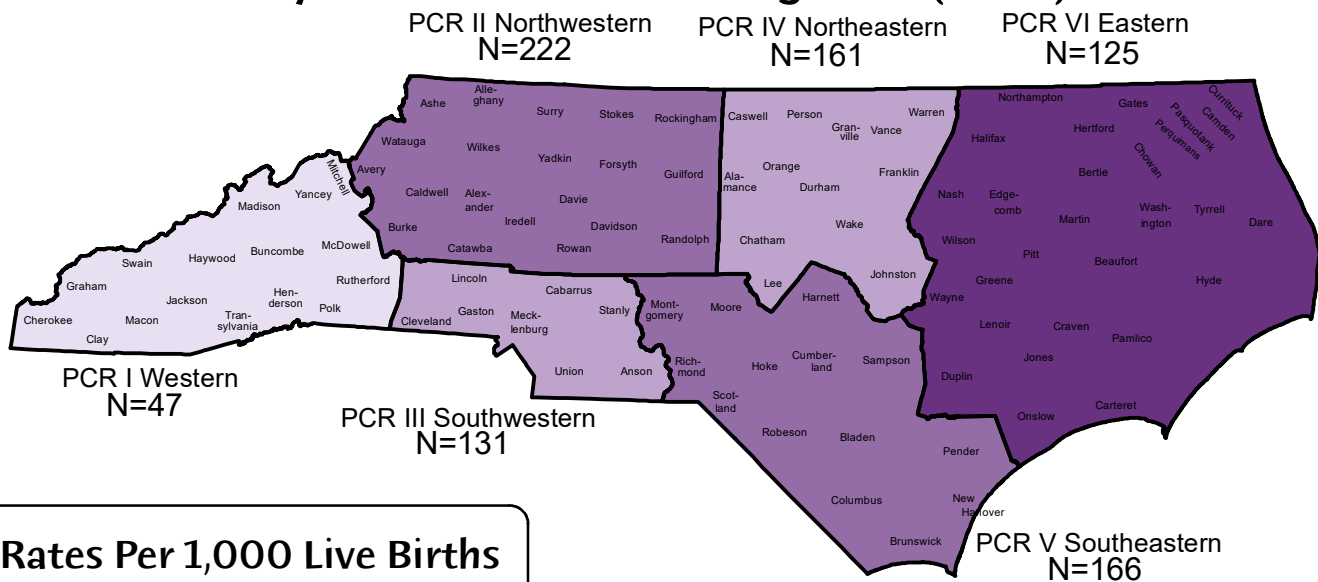


## Rates Per 1,000 Live Births






-  4.4 - 7.0
-  7.1 - 9.4
-  9.5 - 12.0
-  12.1 - 17.5
-  Supressed\*

\* Rates based on less than 10 deaths are unreliable and have been suppressed.

# North Carolina 2018 Infant Mortality Rates by Perinatal Care Regions (PCR)



## Rates Per 1,000 Live Births

-  5.3
-  5.4 - 6.1
-  6.2 - 7.6
-  7.7 - 7.9
-  County Boundary

