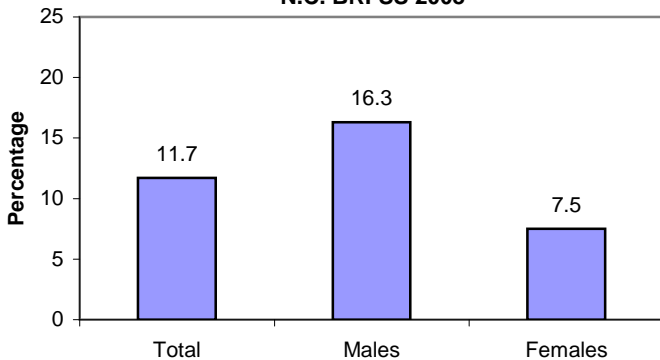


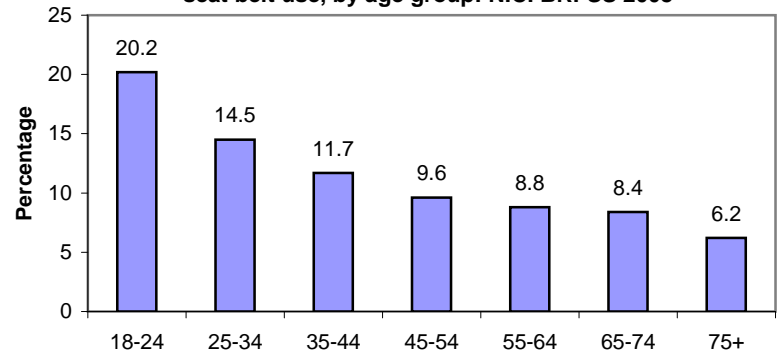
SURVEILLANCE UPDATE

Seat belt use: 2008 N.C. Behavioral Risk Factor Surveillance System

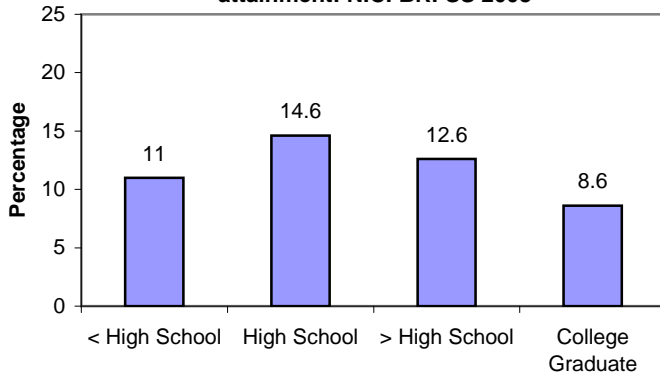
Percentage of people in N.C. who reported inconsistent seat belt use, by gender: N.C. BRFSS 2008



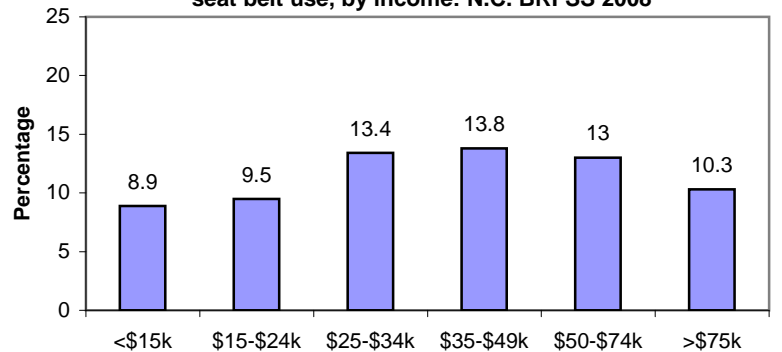
Percentage of people in N.C. who reported inconsistent seat belt use, by age group: N.C. BRFSS 2008



Percentage of people in N.C. who reported inconsistent seat belt use, by educational attainment: N.C. BRFSS 2008



Percentage of people in N.C. who reported inconsistent seat belt use, by income: N.C. BRFSS 2008



Weighted to provide estimates representative of the adult non-institutionalized population; inconsistent seat belt use includes people who reported never, seldom, sometimes or nearly always wearing a seat belt when they drove or rode in a car. Specific data on 95 percent confidence intervals is at the N.C. BRFSS website: www.schs.state.nc.us/SCHS/brfss.

The N.C. Behavioral Risk Factor Surveillance System (N.C. BRFSS) provides a critical source of public health data for understanding the scope of the injury-related problems and measuring progress toward overall statewide goals. N.C. BRFSS is a comprehensive telephone survey of adults ages 18 and older. The sample size for the 2008 N.C. BRFSS was nearly 16,000. Every year a core set of injury-related questions are asked. In 2008, four injury-related questions were asked on topics regarding falls, seatbelt usage, and drinking and driving. The sampling scheme has been designed to produce estimates for local levels (22 counties and 13 regions) and for special populations such as Native Americans and Spanish-speaking and English-speaking Hispanics. See the N.C. BRFSS website for more information, specific details on item responses, and data limitations: www.schs.state.nc.us/SCHS/brfss.