


# 2018 Community Health Needs Assessment *Jones County, NC*



## **Table of Contents**

Acknowledgements.....	4
Executive Summary.....	5
CHNA Background.....	9
<b>Community Profile</b>	
History.....	11
County Overview.....	12
Population.....	13
Age Distribution.....	13
Race/Ethnicity.....	13
<b>Socioeconomic Factors</b>	
Education.....	14
Households.....	14
Income/Poverty.....	15
Health Insurance.....	16
Employment.....	16
Transportation.....	17
<b>Leading Causes of Death</b>	
Leading causes of Death.....	18
Heart Disease.....	20
Cancer.....	21
Chronic Lower Respiratory Disease.....	23
Cerebrovascular Disease.....	23
All Other Unintentional Injuries.....	24
Alzheimer’s Disease.....	25
Diabetes Mellitus.....	26
<b>Other Causes of Death</b>	
Infant Mortality.....	27
Child Deaths.....	27
<b>Other Child Health Status</b>	
Asthma.....	27
Lead Poisonings.....	27
Obesity.....	28
Teen Pregnancy.....	28
<b>Other Adult Health Status</b>	
Obesity.....	29
<b>Substance Abuse</b>	
Tobacco Use.....	29

Alcohol.....	30
Perscription Drugs/Opioid Poisonings.....	30
<b>Communicable Disease</b>	
Communicable Disease.....	32
Chlamydia.....	32
Gonorrhea.....	34
HIV/AIDS.....	34
Syphiliis.....	35
Hepatitis C.....	36
<b>Access to Care</b>	
Access to Care/Hospitalization.....	37
Environmental Health.....	39
<b>Community Input</b>	
Community Input.....	40
<b>Appendices</b>	
Appendix A (CHNA Stakeholder).....	44
Appendix B (Rural Counts Community Forum).....	45
Appendix C (Community Input Survey).....	46
Appendix D (Resource Guide).....	66

## **Acknowledgements**

This assessment would not have been possible without the help of many individuals within our community of Jones County, as well as our neighbors in Craven County. The preparation of the 2018 Community Health Needs Assessment (CHNA) was a joint effort between Jones County Health Department, Craven County Health Department and CarolinaEast Medical Center.

Thank you to the 2018 CHNA Executive Committee for their guidance and contributions to the CHNA. The committee is comprised of a variety of stakeholders within Jones and Craven County representing government, healthcare, non-profits and civic organizations. The CHNA committee serves a critical role in assuring the community has input and selection of health priorities for the county.

The CHNA Executive Committee (see Appendix A), Jones County Health Department, Craven County Health Department and CarolinaEast Medical Center would like to express gratitude to the Board of Health and CarolinaEast Board of Trustees for receiving presentation on key findings of this assessment.

A special “thank you” is also extended to a number of Jones and Craven County individuals and groups who shared their knowledge, expertise and creative ideas for improving health within the county:

- Appreciation is extended to community members who attended the listening sessions at the following locations: Jones County Senior Center (Trenton), The Filling Station (Pollocksville) and Comfort Volunteer Fire Department (Comfort community).
- Appreciation is extended to representatives of the following groups who participated in the Rural Counts Community Forum led by John Coggins that openly discussed strengths and challenges related to access to health speed internet, need for qualified teachers, capable health professional and more. (See Appendix B)
- Appreciation is extended to Jones County Clerk of Court, Piggly Wiggly and Jones Senior High School for helping us to gather primary data by allowing health opinion surveys to be conducted on-site

# **2018 Jones County Community Health Needs Assessment**

## **Executive Summary**

### **Purpose**

The purpose of a Community Health Needs Assessment (CHNA) is to examine the health issues and status of communities within the county and to identify health priorities that will be the focus for community health improvement for the next three years (2018-2021). Jones County Health Department and CarolinaEast Medical Center partnered to complete one needs assessment that meets the requirements from the North Carolina Department of Health and Human Services, North Carolina Local Health Department Accreditation Board and Federal Internal Revenue Services.

The CHNA identifies factors that affect the health of a population and determine the availability of community resources that adequately address these factors. The CHNA process uses a systematic approach through collection, assembly, analysis, and dissemination of information about the health of the county. There are eight (8) phases in the CHNA process:

1. Establish a community health assessment team.
2. Collect primary data.
3. Collect secondary data.
4. Analyze and interpret data.
5. Determine health priorities.
6. Create the CHNA document.
7. Disseminate CHNA document
8. Develop community health improvement plans.

### **Socioeconomic Factors**

In 2017, Jones County's population was estimated at 9,845. Jones County is comprised of 63.3% Caucasians, 31.3% African-Americans, 4.5% Hispanics and 1.1% of Other Non-Hispanics. Jones County's female population is 51.4%, which is close to North Carolina's female population of 51.3% in 2017.

The overall age distribution was 4.6% (0-4 years), 5.3% (5-9 years), 5.4% (10-14 years), 5.5% (15-19 years), 10.6% (20-29 years), 10.2% (30-39 years), 10.8% (40-49 years), 16.0% (50-59 years), 10% (60-69 years), 10% (70-79 years), 2.9% (80-84 years) and 2.7% (85 years and older).

Among Jones County residents age 25 years or older, 81.5% received a diploma or higher during 2012-2016. Approximately 14% of those residents 25 years or older have received a bachelor's degree or higher.

Jones County's median household income was \$34,080 and the per capita income was \$20,348 during 2012-2016. About 22% of all Jones County residents have an income below the poverty level. Close to 14% (13.8%) had no insurance coverage during 2012-2016. The unemployment rate for Jones County was 4.5% in 2017.

### **Morbidity and Mortality**

Top 10 Leading Causes of Death in Jones County, by Rank		
Rank	2012-2016 Total Population (Age-Adjusted)	2012-2016 Total Population (Unadjusted Age)
1	Heart Disease	Heart Disease
2	Cancer	Cancer – All Sites
3	Cerebrovascular Disease (Stroke)	Chronic Lower Respiratory Disease
4	Chronic Lower Respiratory Disease	Other Unintentional Injuries
5	All Other Unintentional Injuries	Pneumonia & Influenza
6	Septicemia	Cerebrovascular Disease (Stroke)
7	Pneumonia & Influenza	Alzheimer's Disease
8	Motor Vehicle Injuries	Chronic Liver Disease & Cirrhosis
9	Diabetes Mellitus	Nephritis
10	Suicide	Septicemia

**Source:** NC State Center for Health Statistics

Though heart disease death rates have declined significantly, it is still the leading cause of death in Jones County. In comparison to North Carolina, Jones County has higher rates in heart disease, cancer, stroke and unintentional injuries.

**Risk Factors for Leading Cause of Death:** Many of the leading causes of death are impacted by modifiable factors such as personal lifestyle and environmental factors. In 2016, 70.9% of Eastern North Carolina adults reported to have a body mass index (BMI) greater than 25; 19.4% of Eastern NC adults reported that they were current smokers; and nearly 26% (25.7%) of adults reported that they did not receive any physical activity or exercise.

**Cancer:** From 2012-2016, death rates due to cancer (162.7) have significantly decreased since 2010-2014 (206.7). During 2012-2016, lung and bronchus cancer was the leading cause of cancer mortality for both Jones County and North Carolina.

**Sexually Transmitted Disease (STD/STI's):** From 2015-2017, Jones County was ranked 57 (out of 100 counties with 1 being the highest rate) for newly diagnosed HIV rates. The average rate for newly diagnosed HIV infection was 8.0 per 100,000 population for Jones County during 2015-2017, which is lower than the average rate of 15.8 per 100,000 population in North Carolina. For newly diagnosed AIDS cases, Jones County was ranked 60<sup>th</sup> in the state with an average rate of 4.0 per 100,000 population compared to the state average rate of 7.5 per 100,000. In 2017, Jones County's annual rate of Gonorrhea was 198.0 per 100,000 population,

slightly higher than North Carolina's annual rate of 194.4 per 100,000 population. Chlamydia has continued to be the most prevalent sexually transmitted disease in Jones County.

**All Other Unintentional Injuries:** All other unintentional injuries (including poisonings) was the fifth leading cause of death in Jones County from 2012-2016. Jones County's all other unintentional rate was 35.2 per 100,000 population, higher than North Carolina's rate of 31.9 per 100,000 population.

**Maternal and Infant/Child Health:** From 2012-2016, there was only 1 infant death in Jones County. North Carolina's rate is 7.1 per 1,000 live births.

### **Environmental Health**

The 2018 County Health Rankings ranked Jones County as 26<sup>th</sup> out of 100 counties in North Carolina for the physical environment. In 2014, the last Community Health Assessment, Jones County was ranked 2<sup>nd</sup>. The physical environment measures change each year and in 2018 included:

- Air Pollution – Particulate matter in micrograms per cubic meters (PM2.5)
- Drinking water violations
- Severe housing problems
- Driving alone to work
- Long Commute – driving alone

### **Community Concerns**

Jones County residents report the need for assistance in accessing affordable and appropriate health care services throughout the county. Many community members expressed concerns of lack of resources and communication about what resources are available. Community members expressed the need to address behavioral health issues (including mental health and substance abuse), accessibility to care, transportation and chronic disease issues.

### **Priorities Identified for 2018-2021**

- Behavioral Health (includes: Substance Abuse and Mental Health)
- Access To Care
- Chronic Disease Prevention

## **Next Steps**

The next step in the process is to develop community improvement plans that will address the identified priorities for the next three years (2018-2021). Community Health Needs Assessment partners, Jones County Health Department and CarolinaEast Medical Center will be developing measurable objectives and using evidence-based strategies to address these priorities. For more information on how to become involved, contact the Health Educator for Jones County Health Department at (252) 448-9111 ext. 3017.



# **Jones County, North Carolina**

## **2018 Community Health Needs Assessment**

### **Background and Purpose**

Every three to four years, local health departments are required by North Carolina Department of Health and Human Services (DHHS) and the North Carolina Local Health Department Accreditation Board to conduct a community health assessment.

Non-for-profit hospitals are also required to conduct a CHNA every three years, as legislated by the Patient Protection and Affordable Care Act of 2010. The Jones County Health Department and CarolinaEast Medical Center partnered to complete one assessment meeting the requirements of NC DHHS, the Local Health Department Accreditation Board and the Federal Internal Revenue Services. The purpose of this joint assessment is to examine the health of Jones County and determine the health priorities that will be the focus for improving community health over the next three years (2018-2021).

### **CHNA Planning Committee**

The CHNA planning committee is comprised of a variety of stakeholders within Craven and Jones Counties representing government, healthcare, non-profits and civic organizations. The CHNA committee serves a critical role in assuring the community has input and selection of the health priorities for the county.

### **Data Collection**

The CHNA process requires the collection and analysis of both primary and secondary data (collected from available resources on leading causes of death and illness). The CHNA planning committee met periodically to determine best methods to solicit input from community members as well as communicating this information to various stakeholders. The analysis of both primary and secondary data began in December 2017 and continued through June 2018.

Community members contributed to this assessment through their feedback and suggestions for health improvements within the county through listening sessions (see Appendix C) and community opinion surveys. Community stakeholders and partners contributed their feedback and suggestions for health improvements at the Rural County Focus Group (see Appendix B).

An online community opinion survey was collected from March – June of 2018. The survey was put into an online survey tool (Survey Monkey) and the link was promoted throughout the community through various websites and email list serves. Paper surveys were also distributed to the libraries in Jones County. A total of 103 surveys were completed by Jones County residents sharing their health concerns and suggestions for improvement. (See full report in the appendices).

The majority of the secondary data that was reviewed was compiled by the North Carolina State Center for Health Statistics; however, other data sources included U.S. Census Bureau, American Community Survey report, Behavioral Risk Factor Surveillance Survey and other sources referenced throughout the document. Jones County data was compared to North Carolina and peer counties (counties that share similar common characteristic such as population size, geographic size, and poverty).


## Community Profile

### History

When European settlers first began to arrive in what is now Jones County, the natives were Tuscarora Indians. These Indians had earlier migrated from the area now known as New York and Pennsylvania, where they were part of the league of Iroquois Indians. Jones and Craven Counties were settled about 1710 by German Palatines and by the Swiss who were led by Baron Christopher de Graffenried. These people suffered many hardships during their first years in the new land. Soon, they were caught in the midst of Cary's Rebellion and the Tuscarora War. Homes were burned, crops were destroyed and people were killed. Baron returned to Europe a broken man and the settlements ceased to exist as distinct communities leaving settlers scattered along the Trent River, named after the Trent River in England. Many of the settlers had to push further up the Trent River to find new land while the majority of these settlers built homes in the backwoods of Craven County, which is now Jones County.



(Foscue Plantation House)



(Church Hwy 58, Trenton NC)

It was on February 12, 1779, that Craven County was divided into two distinct counties and Jones County came into existence.<sup>1</sup>

Jones County takes its name from one of the most distinguished and influential Anti-Federalists in the colonies, an aristocratic radical named Willie Jones (whose first name was pronounced "Wylie"). He was responsible for North Carolina's refusal to join the Union for a year after its formation. In 1860, the county was considered one of the wealthiest in the nation with its wealth primarily in land and slaves. Plantations were large, a fact that has limited development of the area to the present day.

---

<sup>1</sup> State Library of North Carolina website:

[https://www.ncpedia.org/sites/default/files//print\\_pdf/statelibrarync\\_county\\_development\\_handout.pdf](https://www.ncpedia.org/sites/default/files//print_pdf/statelibrarync_county_development_handout.pdf)

Following the end of the Civil War, many changes occurred, one of which was a decline in available manpower and the consequential development of a system, which introduced tenant farming. Another change was that many Whites and some African-Americans left the area for the North or the Midwest. At the same time, wagon trains of African-Americans from the Durham-Chapel Hill area moved farther east into Jones and surrounding counties, as the land



Hardwood Industry, Jones County

was cheap and known to be suitable for growing cotton, corn and other farm produce. These moves brought many changes to Jones County that continued throughout the Reconstruction Period. Many believe that the Jones County area has yet to make a full economic recovery from the Civil War's effects.

(Source: <https://docsouth.unc.edu/nc/ncencyc/ncencyc.html>)

Pollocksville is recorded as being settled the earliest, by Colonel Pollock, though it was not until 1849 that the town was incorporated. The town of Trenton was selected as the new county seat, and it was here that a courthouse, prison, and stocks were located. Comfort was reportedly settled in 1791 and Maysville 1890. One account of how Comfort came to be named was that on April 22, 1791, while making a trip through the South, George Washington, stopped at "Shines" (an inn) to spend the night. Upon rising the next morning, he was asked how he slept and he remarked, I slept in Comfort. Then, the name Comfort was attached to the community.

## **County Overview**

Jones County is located in the coastal plains of North Carolina. Jones County is surrounded by Craven County to the northeast, Lenoir County to the northwest, Carteret County to the southeast, Onslow County to the south and Duplin County to the west.<sup>2</sup> Geographically, the county is 473 square miles, of which 471 square miles is land and 2.5 square miles is water.<sup>2</sup> The county has three (3) municipalities: Pollocksville, Maysville and Trenton.

The weather is mild in Jones County with an average temperature of 61 and an average precipitation of 53 inches of rainfall.<sup>3</sup>

The top five employers include: Jones County Board of Education, County of Jones, CarolinaEast Medical Center, Brookstone Living Center, and United States Postal Service.<sup>4</sup>

---

<sup>2</sup> US Census Bureau 2018, website: [https://factfinder.census.gov/faces/nav/jsf/pages/community\\_facts.xhtml](https://factfinder.census.gov/faces/nav/jsf/pages/community_facts.xhtml)

<sup>3</sup> Access NC Database: <https://accessnc.nccommerce.com/DemoGraphicsReports/pdfs/countyProfile/NC/37103.pdf>

<sup>4</sup> NC Department of Commerce: <https://d4.nccommerce.com/QCEWLargestEmployers.aspx>

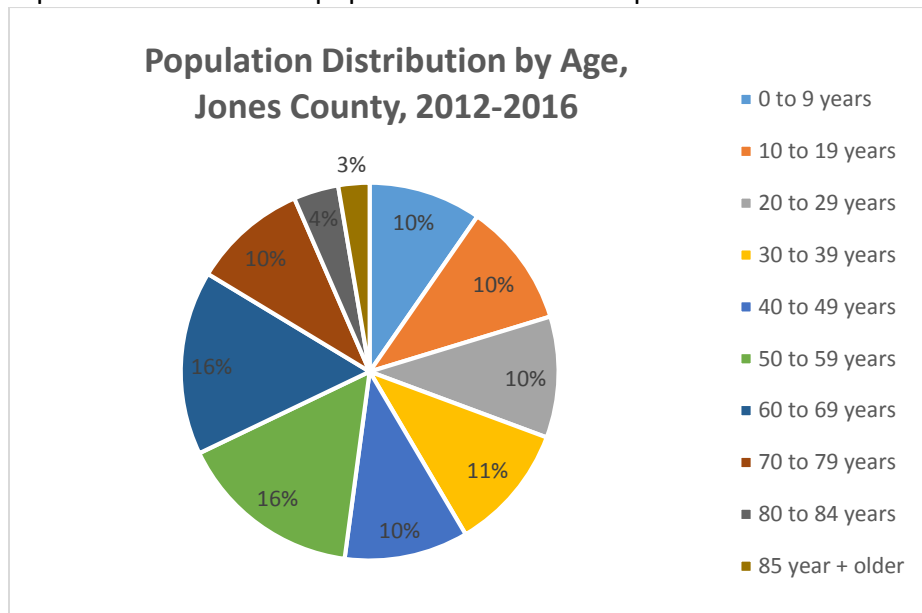
## Demographic Information

### Population

According to the 2017 US Census Bureau, Jones County's total population is ~ 9,845 residents, a decrease from 10,166 in 2010. The county is comprised of 51.6% women and 48.4% men.<sup>5</sup>

### Age Distribution

During 2012-2016, the median age for Jones County was 47 years old.<sup>5</sup> The graph below depicts the age distribution of residents during 2012-2014. During this time, children (0-19 years) represent 19.9% of the population and 23.7% represent the 65 and older population.



Source: US Census Bureau- 2012-2016 American Community Survey

### Race and Ethnicity

Jones County is comprised of 66.3% Caucasians, 30.2% African-Americans, 4.5% Hispanics, 0.5% Asian, 1.0% American Indian/Alaskan Native and 2.0% two or more races. The following table shows Jones County in comparison to North Carolina's composition.

Jones County		North Carolina	
Caucasian	66.3%	Caucasian	70.8%
African – American	30.2%	African-American	22.0%
Hispanic or Latino	4.9%	Hispanic or Latino	9.5%
Asian	0.5%	Asian	3.1%
American Indian or Alaskan Native	1.0%	American Indian or Alaskan Native	1.6%
Native Hawaiian or Other Pacific Islander	0.0%	Native Hawaiian or Other Pacific Islander	0.1%
Two or more races	2.0%	Two or more races	2.2%

Source: US Census Bureau- 2012-2016 American Community Survey

<sup>5</sup> US Census Bureau- 2012-2016 American Community Survey: [https://factfinder.census.gov/faces/nav/jsf/pages/community\\_facts.xhtml](https://factfinder.census.gov/faces/nav/jsf/pages/community_facts.xhtml)

## Socioeconomic Factors

### Education

The Jones County Public School System is comprised of six schools including four elementary schools, one middle school and one high school. During the 2016-2017 school year, 1,080 students were enrolled within the system.<sup>6</sup> In the 2016-2017 school year, high school students had a 95% graduation rate.<sup>7</sup>

Jones County has 113 home schools serving approximately 206 students for the 2016-2017 school year.<sup>8</sup> There are no private schools in Jones County.

Lenoir Community College has a campus located in Trenton, which has a variety of programs to study.

During 2012-2016, 81.5% of Jones County residents age 25 years or older received a high school diploma or higher degree as compared to 86.3% for North Carolina. Among the 25 years or older Jones County residents, 14.0% of them received a bachelor's degree or higher compared to 29.0% for North Carolina.<sup>9</sup>

### Households

According the US Census Bureau, Jones County has 4,838 total housing units with an occupancy total of 4,167 or 86.1% during 2012-2016. Of the 40,609 occupied houses, 75.0% are occupied-owner houses and 25% are renter-occupied houses.<sup>9</sup>

According to the North Carolina Housing Coalition, 32% of all households in Jones County are considered cost-burdened, meaning that 30% or more of their monthly income goes to housing costs/rent.<sup>10</sup>



6 Jones County Public Schools

7 NC Public Schools- Department of Public Instruction: <http://www.ncpublicschools.org/data/reports/>

8 NC Division of Non-Public Education: <https://files.nc.gov/ncdoa/NON-PublicEducation/documents/2016-17-NC-Home-School-Statistical-Summary.pdf>

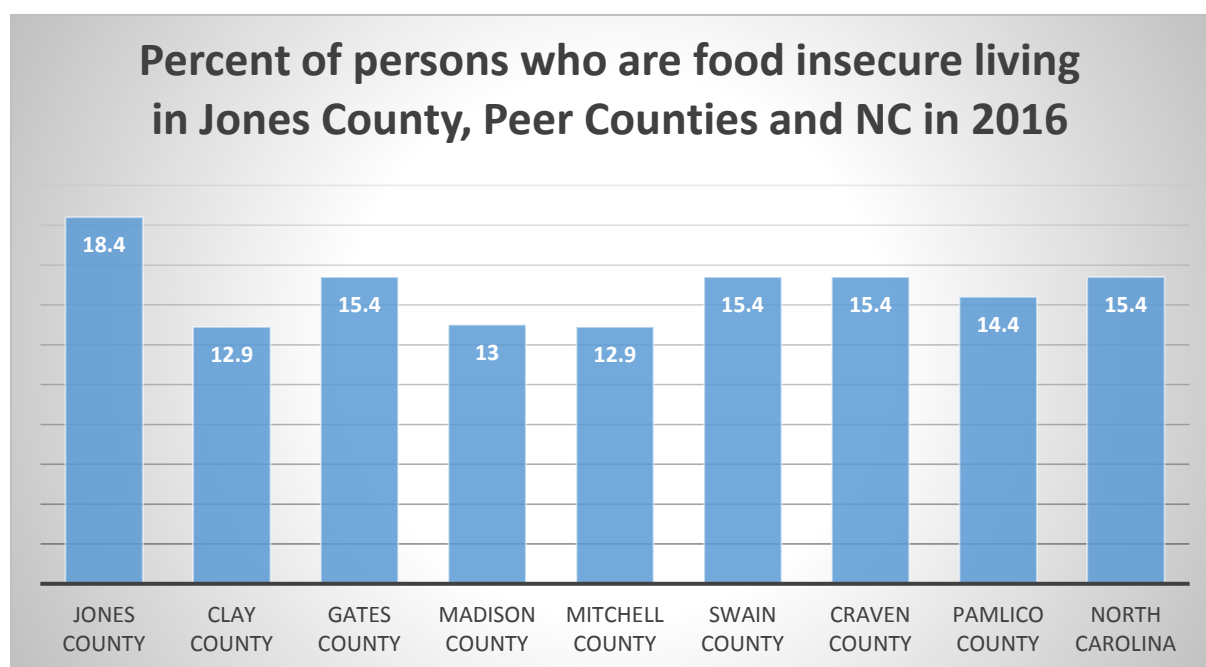
9 US Census Bureau: [https://factfinder.census.gov/faces/nav/jsf/pages/community\\_facts.xhtml](https://factfinder.census.gov/faces/nav/jsf/pages/community_facts.xhtml)

10 NC Housing Coalition: <https://nchousing.org/wp-content/uploads/2017/01/Jones-Profile-2016.pdf>

## **Income and Poverty**

From 2012-2016, the median household income for Jones County was \$34,080 which is much lower than North Carolina's median household income of \$48,256. The per capita income for Jones County was \$20,348 significantly lower than North Carolina's per capita income of \$26,779.<sup>11</sup> Almost 23% (22.8%) of all Jones County residents and 44.1% of residents under the age of 18 years old were reported to have an income below the poverty level.<sup>11</sup>

The chart below shows the rate of food insecurity for the total population in Jones County compared to peer counties and North in 2016.



Source: US Census Bureau- Quick Facts

Over 22% (22.7%) of Jones County residents utilized Food Stamps/Supplemental Nutrition Assistance Program (SNAP) benefits from 2012-2016.<sup>11</sup>

As of 2017-2018, approximately 50 Jones County women and 172 children received services from the Women, Infants and Children (WIC) program administered by Jones County Health Department.<sup>12</sup> WIC is a federal program that provides nutrition education and counseling, supplemental foods, and breastfeeding education for women and children (0-5 years) who qualify.

---

<sup>11</sup> US Census Bureau-American Fact Finder: [https://factfinder.census.gov/faces/nav/jsf/pages/community\\_facts.xhtml](https://factfinder.census.gov/faces/nav/jsf/pages/community_facts.xhtml)

<sup>12</sup> Jones County Health Department

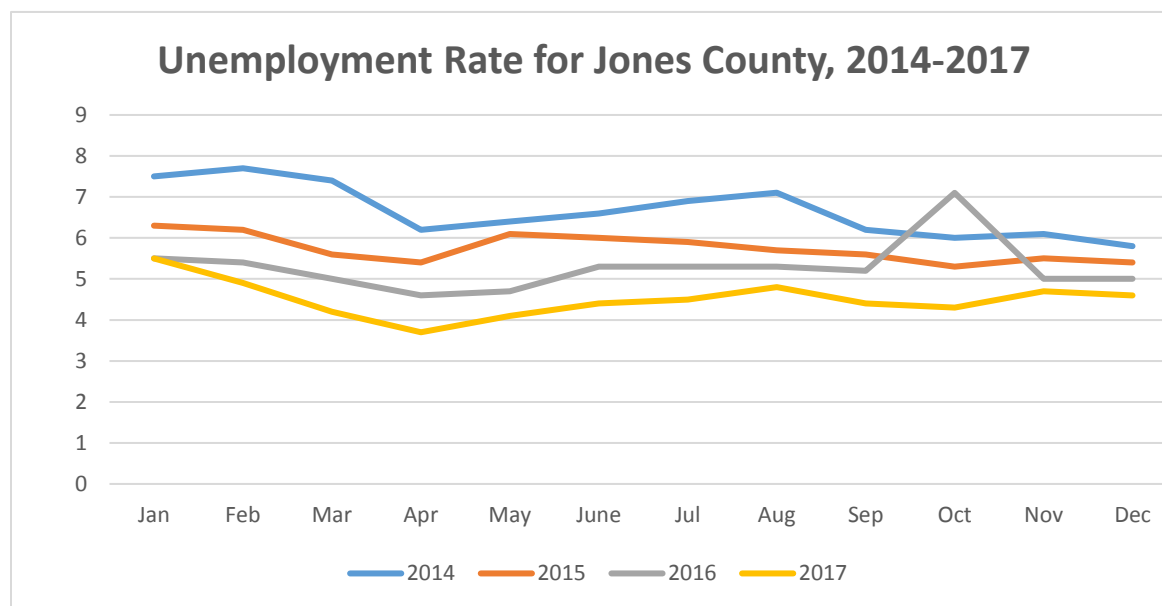
## **Health Insurance**

From 2012-2016, 15.2% of Jones County residents (under 65 years old) did not have insurance compared to 12.2% of North Carolina residents (under 65 years old).<sup>13</sup> Uninsured individuals are less likely to seek services for preventative care and diagnostic health care services causing late diagnosis and late stages of diseases.

Changes in the health care system, the Affordable Care Act, requires Americans to obtain health insurance coverage or pay a tax penalty; however, even those insured face challenges with access to care such as finding providers that accept their insurance, lack of transportation and inability to pay high deductibles or co-pays prior to receiving treatment.

## **Employment**

In December 2017, approximately 4,220 Jones County residents were employed with an average salary of 25,817.<sup>14</sup> The chart below shows the rate of unemployment for Jones County from 2014-2017. In the graph below, Jones County has seen a decline in the unemployment rate.



Source: Employment Security Commission, Demand Driven Data Delivery System, Unadjusted Data, Jones County 2014-2017, <https://d4.nccommerce.com/LausSelection.aspx>

13 US Census Bureau- <https://factfinder.census.gov/faces/tableservices/jsf/pages/productview.xhtml?src=CF>

14 Access North Carolina: <https://accessnc.nccommerce.com/DemoGraphicsReports/pdfs/countyProfile/NC/37103.pdf>



## **Transportation**

The transportation industry in Jones County consist of Craven Area Rural Transit System (CARTS), highways and rail system.

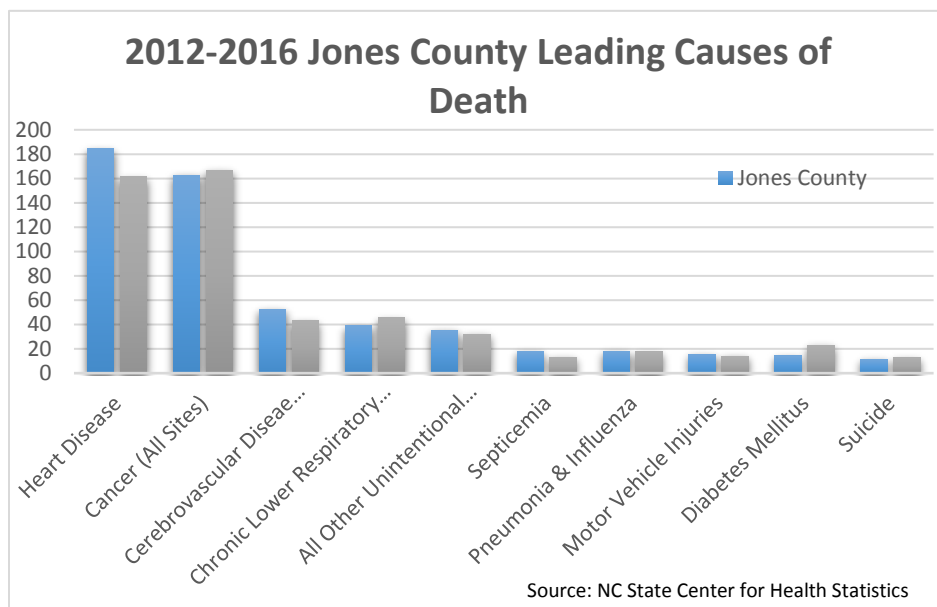
Major highways serving Jones County are US 70, US 17 and NC 58, NC 41, and NC 258. US 70 runs across the northeastern part of Jones County. It is a direct route to the North Carolina port in Morehead City and the Atlantic Coast to the east. To the west, it goes by Interstate 95 and to Raleigh. US 17 between New Bern and Jacksonville through Jones County is programmed to become a four-lane corridor. The project to widen 17 between Jacksonville and Maysville in Jones County to four lanes is now underway. NC 41 runs east to west across Jones County and is only 44 miles to Interstate 40 and 90 miles to Interstate 95.

Craven Area Rural Transportation System (CARTS) is an accessible public transportation system for all residents and guest of Jones County.

The North Carolina Railroad Company (NCRC) span 317 miles of North Carolina from the Port of Morehead City to Charlotte. NCRC has an agreement with Norfolk Southern, which operates the freight trains.

## Leading Causes of Death

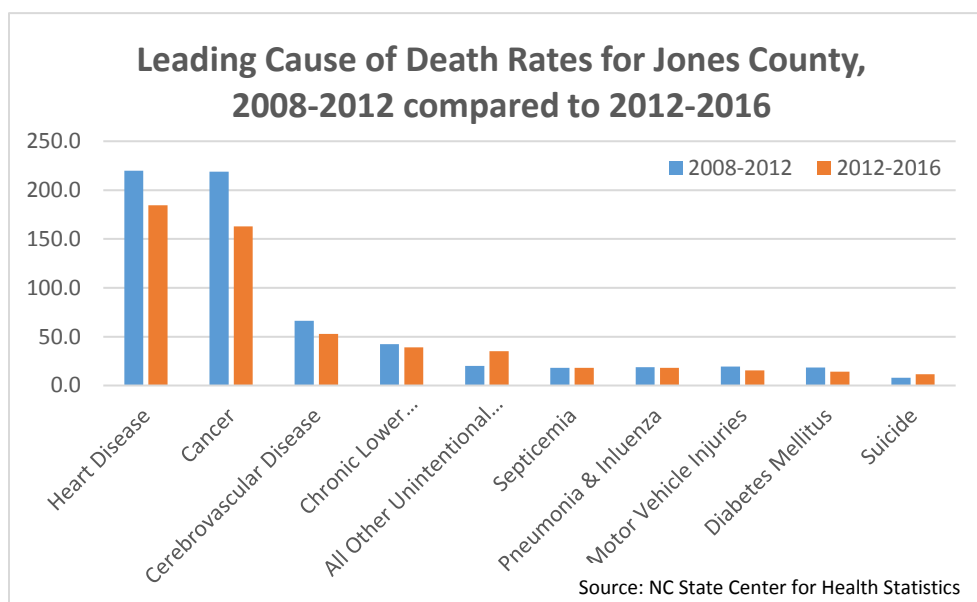
The following chart represents the leading causes of death (age-adjusted rates) for Jones County in comparison to North Carolina during 2012-2016.



Jones County's leading causes of age-adjusted death rates per 100,000 population were ranked as follows: 1) Heart Disease (184.6); 2) Cancer-All Sites (162.7); 3) Cerebrovascular Disease/Stroke (52.7); 4) Chronic Lower Respiratory Disease (39.0); 5) All Other Unintentional Injuries (35.2); 6) Septicemia

(18.2); 7) Pneumonia & Influenza (18.1); 8) Motor Vehicle Injuries (15.4); 9) Diabetes Mellitus (14.3); 10) Suicide, (11.6).<sup>16</sup>

When comparing 2008-2012 to 2012-2016, Jones County improved on seven of the leading causes of death. All other unintentional injuries increased significantly from 20.2 per 100,000 population during 2008-2012 to 35.2 per 100,000 population during 2012-2016.<sup>17</sup>



<sup>16</sup> NC State Center for Health Statistics County Data Book 2017: <https://schs.dph.ncdhhs.gov/data/databook/>

<sup>17</sup> NC State Center for Health Statistics County Data Book, 2013, 2017: <https://schs.dph.ncdhhs.gov/data/databook/>

### 2016 Jones County and North Carolina Leading Cause of Death by Rank Comparison

Jones County Rank	Leading Cause of Death	Jones County Rate (%)	North Carolina Rank	Leading Cause of Death	North Carolina Rate (%)
1	Heart Disease	23.5	1	Cancer	21.6
2	Cancer	22.0	2	Heart Disease	20.2
3	Chronic Lower Respiratory Diseases	6.5	3	Chronic Lower Respiratory Diseases	5.9
4	Cerebrovascular Diseases/Stroke	5.3	4	Cerebrovascular Disease/Stroke	5.5
5	All Other Unintentional Injuries	3.8	5	Alzheimer's Disease	4.6
6	Alzheimer's Disease	3.4	6	All Other Unintentional Injuries	4.4
7	Diabetes Mellitus	3.0	7	Diabetes Mellitus	3.1
8	Nephritis, Nephrotic Syndrome & Nephrosis	2.3	8	Nephritis, Nephrotic Syndrome and Nephrosis	2.2
9	Influenza & Pneumonia	2.0	9	Influenza & Pneumonia	2.1
10	Motor vehicle injury	1.8	10	Septicemia	1.7

Source: State Center for Health Statistics, 2016 Query System

The table above depicts the leading causes of death by rank in Jones County as compared to North Carolina. Heart Disease is the leading cause of death followed by cancer and chronic lower respiratory disease in Jones County. In North Carolina, cancer is the leading cause of death followed by heart disease and chronic lower respiratory disease.

### 2012-2016 Jones County Top Leading Causes of Death by Race, per 100,000 population

White (Non-Hispanic)		African-American (Non-Hispanic)		Hispanic	
Male	Female	Male	Female	Male	Female
Heart Disease (207.2)	Heart Disease (166.1)	Cancer (284.7)	Heart Disease (142.6)	N/A	N/A
Cancer (164.2)	Cancer (160.5)	Heart Disease (239.3)	N/A	N/A	N/A
N/A	N/A	N/A	N/A	N/A	N/A
N/A	N/A	N/A	N/A	N/A	N/A
N/A	N/A	N/A	N/A	N/A	N/A

Source: State Center for Health Statistics Note: Rates based on fewer than 20 cases (N/A) are unstable and been suppressed.

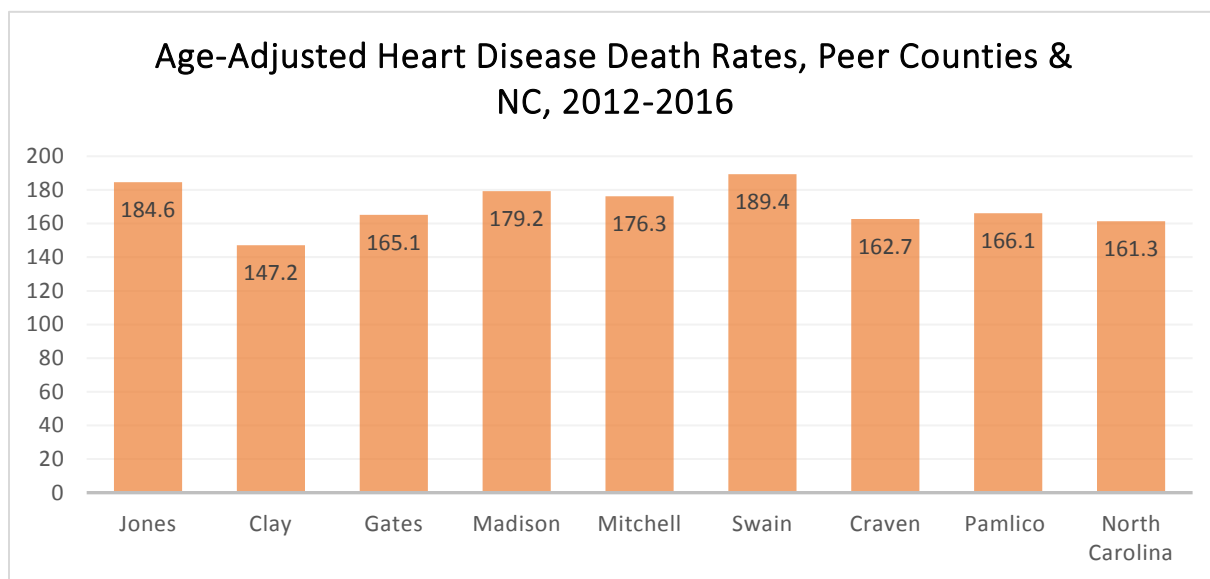
The chart above shows the top five (5) leading causes of death by race and gender during 2012-2016. African-American (Non-Hispanic) males had higher death rates in cancer and heart disease compared to white (Non-Hispanic) males. White (Non-Hispanic) females had higher rates for heart disease and cancer than African-American (Non-Hispanic) females.

## **Heart Disease is the leading cause of death for Jones County**

Jones County's age-adjusted heart disease death rates per 100,000 population:

**2004-2008 (238.1); 2008-2012 (219.9); 2012-2016 (184.6)<sup>18</sup>**

Despite heart disease death rates declining, heart disease is still the leading cause of death for Jones County. In 2012-2016, Jones County's heart disease death rate was 184.6 per 100,000 population, a significantly decrease from 238.1 per 100,000 population in 2004-2008.<sup>18</sup> Jones County's death rate due to heart disease was highest among non-Hispanic African-American males (239.3) followed by non-Hispanic white males (207.2) and non-Hispanic white females (166.1) during 2012-2016.<sup>19</sup>



Source: NC State Center for Health Statistics

The graph above shows heart disease death rates for Jones County, peer counties and North Carolina during 2012-2016. When compared to North Carolina and peer counties, Jones County had the 2<sup>nd</sup> highest death rate for heart disease.

18 NC State Center for Health Statistics, County Data Book, 2010, 2014 and 2018: <https://schs.dph.ncdhhs.gov/data/databook/>

19 NC State Center for Health Statistics, County Data Book 2018: <https://schs.dph.ncdhhs.gov/data/databook/>

## **Cancer: 2<sup>nd</sup> Leading Cause of Death**

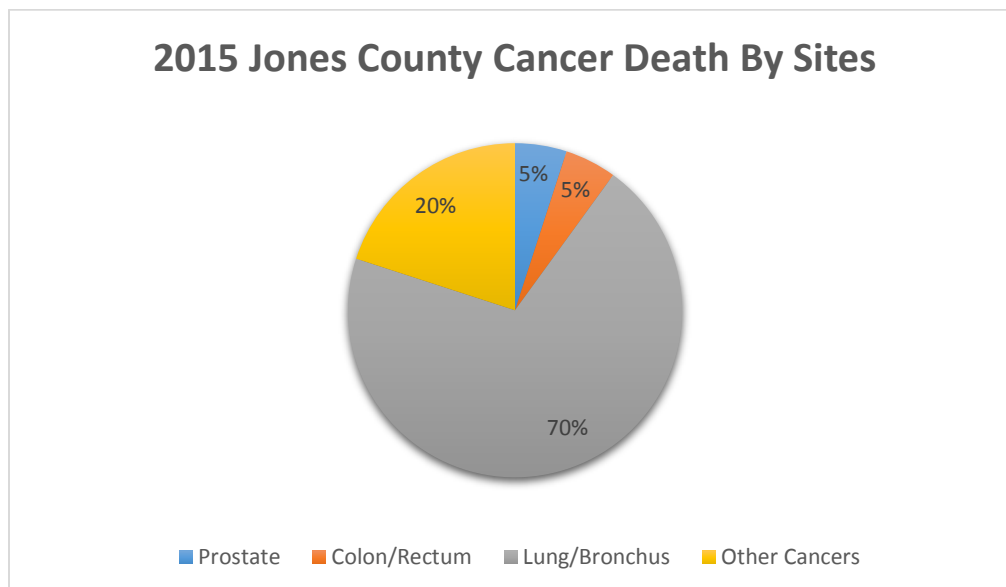
Jones County's total age-adjusted cancer death rates per 100,000 population:

**2004-2008 (173.2), 2008-2012 (218.7), 2012-2016 (162.7)** <sup>20</sup>

In 2016, cancer was the second leading cause of death for all populations in the United States according to the Center for Disease Control (CDC).<sup>21</sup> Though the age-adjusted death rate has declined since 2008, cancer is still the second leading cause of death for Jones County.

According to the 2017 North Carolina Central Cancer Registry, 19,309 persons in North Carolina died, and 20 persons died in Jones County from cancer in 2015.<sup>22</sup>

The majority of cancer deaths occur within five sites: colon/rectum, lung/bronchus, female breast, pancreas, and prostate. The following graph shows the percentage of deaths that occurred within the five sites in Jones County.



Source: NC Central Cancer Registry, Jones County Profile 2017

The majority of cancers are linked to personal lifestyles or environmental factors such as smoking and diet which can be preventable. According to the 2014 Surgeon General's Report, tobacco use is the leading cause of preventable death in the United States.<sup>23</sup>

---

20 NC State Center for Health Statistics, County Data Book, 2010, 2014 and 2018: <https://schs.dph.ncdhhs.gov/data/databook/>

21 Centers for Disease Control: [https://www.cdc.gov/nchs/data/nvsr/nvsr67/nvsr67\\_06.pdf](https://www.cdc.gov/nchs/data/nvsr/nvsr67/nvsr67_06.pdf)

22 NC Central Cancer Registry, Jones County Profile 2017: <https://schs.dph.ncdhhs.gov/schs/CCR/cp2017/Jones.pdf>

23 Reports of the Surgeon General website: [www.surgeongeneral.gov/library/reports/index.html](http://www.surgeongeneral.gov/library/reports/index.html)

2012-2016 Age-Adjusted Cancer Mortality Rates by Site, Peer Counties and North Carolina, per 100,000 Population						
Counties	All Cancers	Colon/Rectum	Lung/Bronchus	Pancreas	Female Breast	Prostate
Jones	162.7	N/A	52.3	N/A	N/A	N/A
Clay	145.5	N/A	33.9	N/A	N/A	N/A
Gates	154.3	N/A	45.0	N/A	N/A	N/A
Madison	159.8	N/A	56.9	N/A	N/A	N/A
Mitchell	175.2	N/A	55.4	N/A	30.9	N/A
Swain	178.1	N/A	50.2	N/A	N/A	
Craven	180.3	14.1	52.0	13.1	21.1	19.4
Pamlico	165.0	N/A	51.7	N/A	N/A	N/A
North Carolina	166.5	14.0	47.5	11.0	20.9	20.1

Source: State Center for Health Statistics Notes: Rates based on fewer than 20 cases (N/A) are unstable and been suppressed.

When analyzing the cancer death rates from the table above, Jones County had the 5<sup>th</sup> highest death rate for all cancers compared to North Carolina and peer counties during 2012-2016. Lung/bronchus is the most prominent cancer site for Jones County, peer counties and North Carolina. Jones County has a lower death rate due to all cancers when compared to North Carolina.

Prevention and early detection are two key factors in disease control and reducing the number of cancer deaths so that treatment of the disease can be effective. According to the Surveillance, Epidemiology and End Results (SEER) website, almost 99 percent of women who are diagnosed with breast cancer in the earliest stage survive the disease, whereas only 26 percent survive if the disease is diagnosed in the most advanced stage.<sup>24</sup> Cancer can be prevented through reducing tobacco use and exposure, increasing physical activity, reducing exposure to direct sunlight and early screenings.



23 National Cancer Institute, Surveillance, Epidemiology, and End Results website: <http://seer.cancer.gov/statfacts>

## **Chronic Lower Respiratory Disease: 3<sup>rd</sup> Leading Cause of Death**

Jones County's age-adjusted chronic lower respiratory disease rate per 100,000 population:  
**2004-2008 (50.8), 2008-2012 (42.4), 2012-2016 (39.0)** <sup>24</sup>

Chronic Lower Respiratory Disease was the third leading cause of death in Jones County during 2012-2016. In 2012-2016 the death rate from chronic lower respiratory disease was 39.0 per 100,000 population, a decrease from 50.8 per 100,000 population in 2004-2008. The highest death rate was among White non-Hispanic (49.3 per 100,000 population/28 deaths) followed by African-American non-Hispanic (5 deaths). Females had 18 deaths compared to males with 16 deaths during 2012-2016.<sup>25</sup>

2012-2016 Jones County Age-Adjusted Death Rates per 100,000 Population																
	White, non-Hispanic		African-American, non-Hispanic		American-Indian, non-Hispanic		Other Races, non-Hispanic		Hispanic		Male		Female		Overall	
Cause of Death	Deaths	Rate	Deaths	Rate	Deaths	Rate	Deaths	Rate	Deaths	Rate	Deaths	Rate	Deaths	Rate	Deaths	Rate
Chronic Lower Respiratory Disease	28	49.3	5	N/A	0	N/A	1	N/A	0	N/A	16	N/A	18	N/A	34	39.0

Source: State Center for Health Statistics Note: Rates based on fewer than 20 cases (N/A) are unstable and been suppressed.

## **Cerebrovascular Disease/Stroke: 4<sup>th</sup> Leading Cause of Death**

Jones County's age-adjusted cerebrovascular disease death rates per 100,000 population:  
**2004-2008 (47.6), 2008-2012 (66.1), 2012-2016 (52.7)** <sup>26</sup>

2012-2016 Jones County Age-Adjusted Death Rates per 100,000 Population																
	White, non-Hispanic		African-American, non-Hispanic		American-Indian, non-Hispanic		Other Races, non-Hispanic		Hispanic		Male		Female		Overall	
Cause of Death	Deaths	Rate	Deaths	Rate	Deaths	Rate	Deaths	Rate	Deaths	Rate	Deaths	Rate	Deaths	Rate	Deaths	Rate
Cerebrovascular Disease	263	53.7	13	N/A	1	N/A	0	N/A	0	N/A	19	N/A	21	43.7	40	52.7

Source: State Center for Health Statistics Notes: Rates based on fewer than 20 cases (N/A) are unstable and been suppressed.

24 NC State Center for Health Statistics, County Data Book, 2010, 2014 and 2018: <https://schs.dph.ncdhhs.gov/data/databook/>

25 NC State Center for Health Statistics, County Data Book, 2018: <https://schs.dph.ncdhhs.gov/data/databook/>

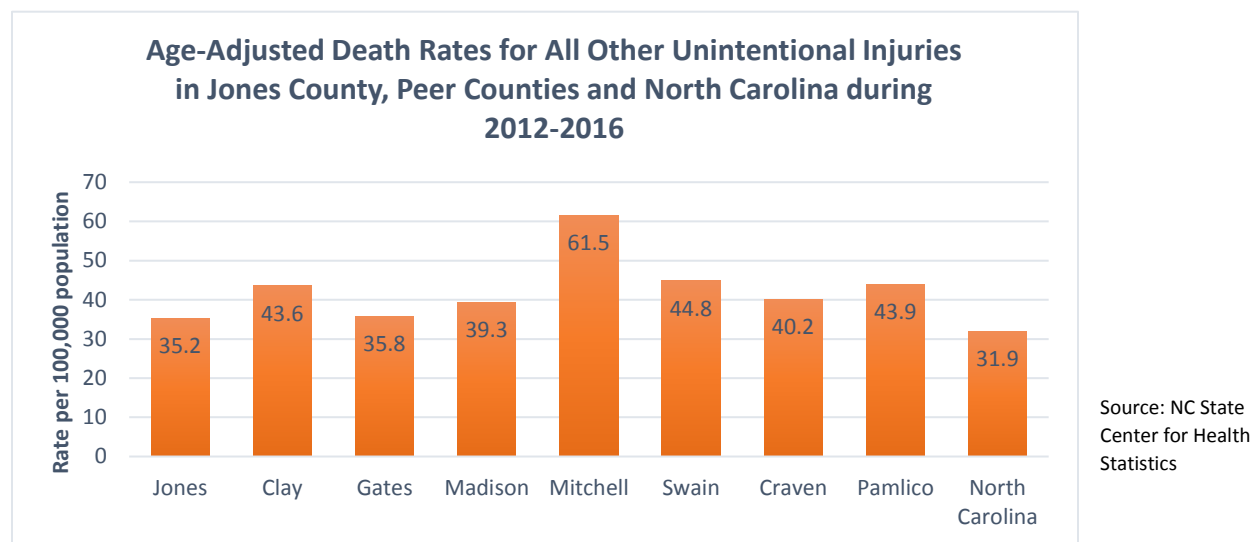
26 NC State Center for Health Statistics, County Data Book, 2010, 2014 and 2018: <https://schs.dph.ncdhhs.gov/data/databook/>

During 2012-2016, Jones County's death rate (52.7) was higher than North Carolina's death rate (43.1) and the following peer counties Clay (38.7), Craven County (39.7), Madison (49.9), and Pamlico County (33.0).<sup>27</sup> Cerebrovascular deaths were highest among White non-Hispanic (53.7 per 100,000 population/ 263 deaths) followed by African-American non-Hispanic (13 deaths).<sup>27</sup>

### **All Other Unintentional Injuries: 5<sup>th</sup> Leading Cause of Death**

Jones County's age-adjusted all other unintentional injuries death rates per 100,000 population: **2004-2008 (26.5), 2008-2012 (20.2), 2012-2016 (35.2)**<sup>28</sup>

During 2012-2016, the death rate due to all other unintentional injuries (including poisonings) was 35.2 per 100,000 population, a significant increase from 26.5 per 100,000 population during 2004-2008.<sup>28</sup> When compared to peer counties, Jones County had the lowest death rate for all other unintentional injuries.



The following table provides a breakdown of the unintentional injury causes for Jones County residents during 2010-2013. The majority of deaths were caused by a motor vehicle accidents and unintentional falls was the leading cause hospitalization and emergency department visits.

<b>Leading Causes of Unintentional Injury for All Ages from 2010-2013 (Most Updated Data)</b>					
<b>Leading Causes of Injury Death</b>		<b>Leading Causes of Injury Hospitalization</b>		<b>Leading Causes of Injury ED visits</b>	
1 MVT, Unintentional	9	1 Fall, Unintentional	142	1 Fall, Unintentional	933
2 Suffocation, Unintentional	2	2 MVT, Unintentional	45	2 MVT, Unintentional	509
3 Suffocation, Self-Inflicted	1	3 Poisoning, Unintentional	28	3 Unspecified, Unintentional	427
4		4 Unspecified, Unintentional	19	4 Struck, Unintentional	425
5		5 Poisoning, Self-Inflicted	15	5 Overexertion, Unintentional	396
Other		Other	93	Other	1,148
<b>TOTAL</b>	<b>25</b>	<b>TOTAL</b>	<b>342</b>	<b>TOTAL</b>	<b>3,838</b>

Source: <https://injuryfreenc.ncdhhs.gov/DataSurveillance/FinalTop5TablesbyCountyAllAges-2010-2013c.pdf>

27 NC State Center for Health Statistics, County Data Book, 2018: <https://schs.dph.ncdhhs.gov/data/databook/>

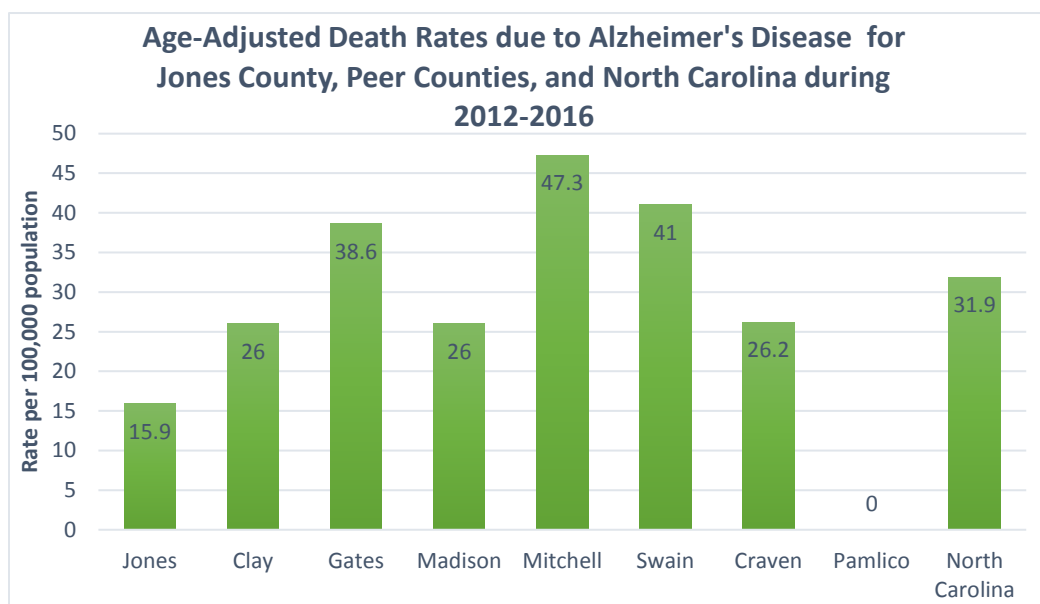
28 NC State Center for Health Statistics, County Data Book, 2010, 2014 and 2018: <https://schs.dph.ncdhhs.gov/data/databook/>



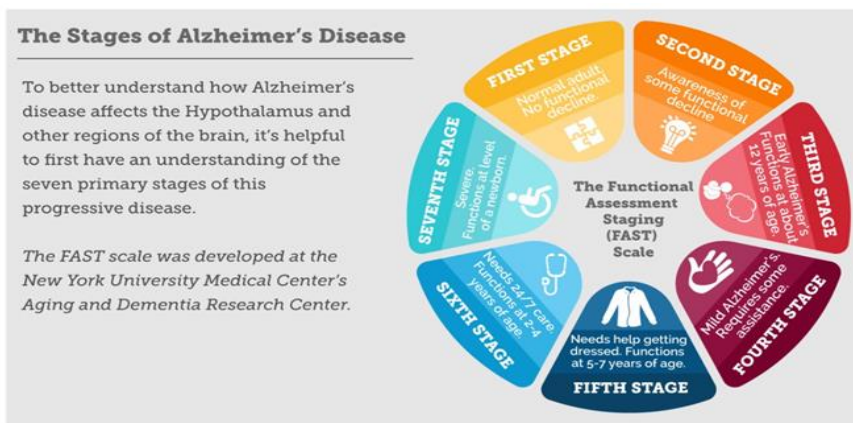
## Alzheimer's disease: 6<sup>th</sup> Leading Cause of Death

Jones County's age-adjusted death rates per 100,000 population:  
2004-2008 (12.2), 2008-2012 (30.2), 2012-2016 (15.9) <sup>29</sup>

Alzheimer's disease is the sixth leading cause of death in Jones County. During 2012-2016, Jones County's Alzheimer's disease death rate (15.9 per 100,000 population) was half of North Carolina's death rate (31.9 per 100,000 population). In comparison to peer counties, Jones County had the second (2<sup>nd</sup>) lowest death rate. <sup>30</sup>



New York University Medical Center's Aging and Dementia Research Center developed a model/scale that goes through the brain cycle when someone has been diagnosed with Alzheimer's disease. This scale is used to educate patients and families on the progression of the disease. <sup>31</sup>



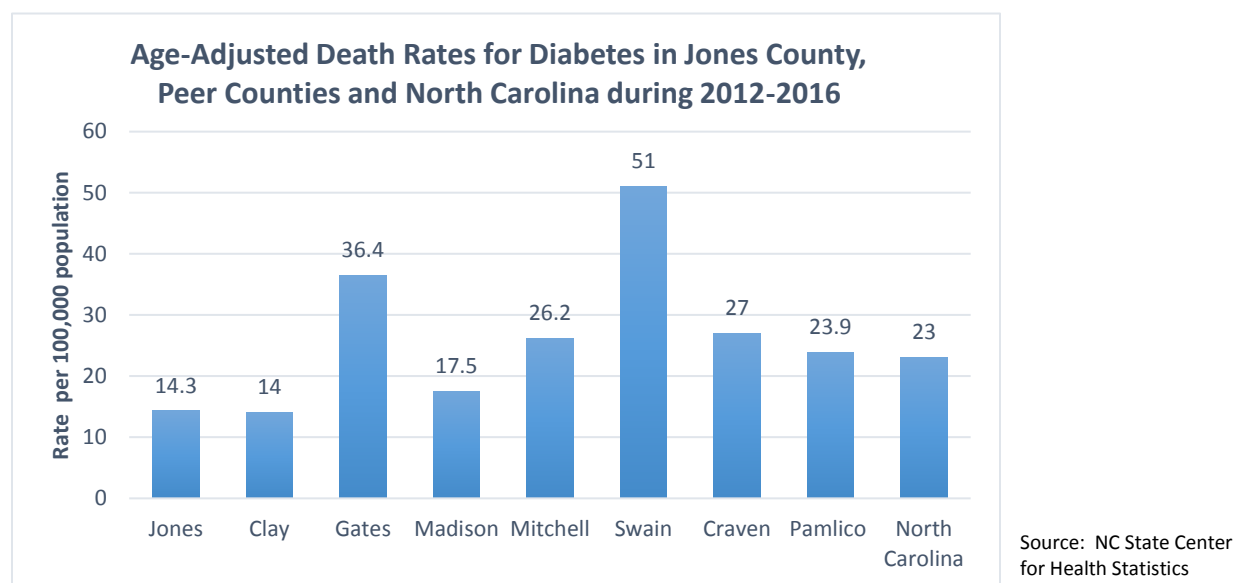
30 NC State Center for Health Statistics, County Data Book, 2010, 2014 and 2018: <https://schs.dph.ncdhhs.gov/data/databook/>

31 New York University Medical Center's Aging and Dementia Research Center: <https://med.nyu.edu/adrc/about-us>

## **Diabetes Mellitus: 7<sup>th</sup> Leading Cause of Death**

Jones County's age-adjusted death rates per 100,000 population:  
**2004-2008 (17.9), 2008-2012 (18.5), 2012-2016 (14.3)**<sup>32</sup>

Diabetes Mellitus is the seventh leading cause of death for Jones County residents. Since 2004-2008, Jones County has seen a decline in death rates from 17.9 per 100,000 population to 14.3 per 100,000 population during 2012-2016.<sup>33</sup> The graph below shows the death rate due to diabetes mellitus in Jones County compared to peer counties and North Carolina. As shown in the graph, Jones County has the second (2<sup>nd</sup>) lowest death rate during 2012-2016.



The Behavioral Risk Factor Surveillance System (BRFSS) survey asks respondents about various health topics. The following is an analysis of the responses around diabetes:

- Over 13% (13.8%) of adults in Eastern North Carolina (ENC) reported they were told by a doctor or other health professional that they had diabetes in 2017 compared to 12.8% of adults in 2015.
- In 2017, 1 out of 2 (51.2%) of ENC adults ages 55-74 reported being diagnosed with diabetes, similar to that reported in 2015 (50.0%).
- In 2017, 80.5% of ENC adults with diabetes reported having a hemoglobin A1C test performed at least 2 times or more during a 12-month period, compared to 80.7% in 2015.<sup>34</sup>

32 NC State Center for Health Statistics, County Data Book, 2010, 2014 and 2018: <https://schs.dph.ncdhhs.gov/data/databook/>

33 NC State Center for Health Statistics, County Data Book, 2018: <https://schs.dph.ncdhhs.gov/data/databook/>

34 NC Behavioral Risk Factor Surveillance System (BRFSS) survey: <https://schs.dph.ncdhhs.gov/data/brfss/survey.htm>

## Other Causes of Death

### Infant Mortality

Infant mortality is defined as the death of an infant before his/her first birthday. In 2017, Jones County did not have any reportable infant deaths. Infant mortality has been linked to low birth weight (<2500 grams) and pre-term deliveries. During 2013-2017, the rate for low birth weight in Jones County was 7.9 per 1,000 births which is lower than North Carolina's rate of 9.1 per 1,000 births.<sup>35</sup> The highest rate of low birth rates was among African-American non-Hispanic with 14.1 per 1,000 births followed by white non-Hispanic (7.5 per 1,000 births) and Hispanic (7.1 per 1,000 births).<sup>35</sup>

### Child Deaths

During 2013-2017, Jones County had one (1) child (0-17 years) death.<sup>36</sup>

## Other Child Health Status Data

### Asthma

Asthma is a chronic condition that affects many school-age children. According to the 2016-2017 School Health Service Report, 99,959 students across the state had a diagnosis of Asthma.<sup>37</sup> Using the most current data available from 2014, Jones County's asthma hospitalization rate for children (0-14) was 317.9 per 100,000 population.<sup>38</sup>

**ASTHMA ACTION PLAN**

Name: \_\_\_\_\_ Date: \_\_\_\_\_  
Doctor: \_\_\_\_\_ Doctor's Phone #: \_\_\_\_\_  
Doctor's Home #: \_\_\_\_\_  
Emergency Contact: \_\_\_\_\_  
Doctor's Signature: \_\_\_\_\_

Personal Best Peak Flow: \_\_\_\_\_

**GREEN** means Go Zone! Use preventive medicine.  
**YELLOW** means Caution Zone! Add quick-relief medicine.  
**RED** means Danger Zone! Get help from a doctor.

**GO** Use these daily preventive anti-inflammatory medicines.

You have all of these:  
• Breathing is good  
• No cough or wheeze  
• Sleep through the night  
• Can work & play

Peak Flow: \_\_\_\_\_

Use asthma with exercise, when:

MEDICINE	HOW MUCH	HOW OFTEN/WHEN

**CAUTION** Continue with green zone medicine and add:

You have any of these:  
• Not right at a school  
• Expectorant to breathe  
• Cough  
• Wheeze  
• Night cough  
• Coughing or spit

Peak Flow: \_\_\_\_\_

CALL YOUR PRIMARY CARE PROVIDER.

MEDICINE	HOW MUCH	HOW OFTEN/WHEN

**DANGER** Take these medicines and call your doctor now.

Your asthma is getting worse fast:  
• Medicine is not working  
• Breathing is hard  
• Not going to school  
• Not sleeping  
• Not eating  
• Can't talk well

Peak Flow: \_\_\_\_\_

MEDICINE	HOW MUCH	HOW OFTEN/WHEN

GET HELP FROM A DOCTOR NOW! Do not be afraid of causing a fee. Your doctor will want to see you right away. It's important if you cannot contact your doctor, go directly to the emergency room. **DO NOT WAIT.** Have an agreement with your primary care provider within two days of an visit or hospitalization.

### Lead Poisoning

Using the most current data available from 2014, there were 123 Jones County children one and two years old that were tested for lead poisoning. Three (3) of these children had confirmed blood levels greater than 5 micrograms per deciliter.<sup>39</sup>

35 NC State Center for Health Statistics Vital Statistics Volume 1 2017: <https://schs.dph.ncdhhs.gov/data/vital/volume1/2017/jones.html>

36 NC State Center for Health Statistics Child Death Book 2017: <https://schs.dph.ncdhhs.gov/data/vital/cd/2017/>

37 NC School Health Service Report 2016-2017: <https://publichealth.nc.gov/wch/doc/stats/16-17-SN-AnnualReportBrochure-WEB.pdf>

38 NC State Center for Health Statistics 2016:

<https://schs.dph.ncdhhs.gov/data/databook2016/CD15%20Asthma%20hospitalizations%20by%20county.html>

39 NC Environmental Health 2014: <https://ehs.ncpublichealth.com/hhccehb/cehu/lead/docs/BloodLeadTbIs2014.pdf>

## **Childhood Obesity**

According to the 2015 North Carolina Pediatric Nutrition and Epidemiology Surveillance System (NC-PedNESS), Jones County's rate for overweight children ages 2-4 was 16.3% and the obesity rate was 10.2% for children ages 2-4.<sup>40</sup>

<b>2015 (NC-PedNESS) Prevalence of Overweight and Obese Children 2 through 4 years of age</b>		
	<b>Overweight ≥85 to 95 Percentile</b>	<b>Obese ≥ 95 Percentile</b>
<b>Jones County</b>	16.3%	10.2%
<b>Clay County</b>	16.0%	17.8%
<b>Gates County</b>	10.7%	17.9%
<b>Madison County</b>	13.2%	17.8%
<b>Mitchell County</b>	16.0%	11.8%
<b>Swain County</b>	16.1%	14.0%
<b>Craven County</b>	15.5%	13.9%
<b>Pamlico County</b>	12.3%	13.5%
<b>North Carolina</b>	15.0%	14.0%

As depicted in the table above, Jones County's overweight rate is higher than North Carolina and all peer counties. When comparing the obesity rate, Jones County is lower than North Carolina and all peer counties.

## **Teen Pregnancy**

In 2017, Jones County had six (6) pregnancies among 15-19 year-old girls, with a 33% pregnancy repeat.<sup>41</sup>

---

40 NC Pediatric Nutrition and Epidemiology Surveillance System: [https://www.eatsmartmovemorenc.com/Data/Texts/0617/2015NC-PedNESS\\_ObesityinChildren2to4bycounty.pdf](https://www.eatsmartmovemorenc.com/Data/Texts/0617/2015NC-PedNESS_ObesityinChildren2to4bycounty.pdf)

41 SHIFT NC 2017: <http://www.shiftnc.org/data/map/jones>

## **Other Health Status Data**

### **Adult Overweight or Obesity**

According to the “State of Obesity: Better Policies for a Healthier America 2018”, North Carolina was ranked 20<sup>th</sup> (1 = highest rate and 51 = lowest rate) in the nation for overweight and/or obesity rates.<sup>42</sup> Though Jones County-specific data is not available, a review of the 2017 Behavioral Risk Factor Surveillance System (BRFSS) data indicated that 67.1% of Eastern North Carolina adults responded that they have a body mass index (BMI) higher than 25 (Overweight or Obesity). In 2016, 70.9% of adults in Eastern North Carolina reported having a BMI greater than 25, compared to 67.1 % in 2017.<sup>43</sup>

## **Substance Abuse**

### **Tobacco Use**

According to the Center for Disease Control & Prevention (CDC), cigarette smoking is the leading cause of preventable disease and death in the United States, accounting for more than 480,000 deaths per year.



In the 2017 BRFSS data, 21.9% of adults in Eastern North Carolina reported that they are current cigarette smokers, a slight increase (19.4%) from the 2016 BRFSS data.<sup>45</sup>

In the past years, a growing concern has been around the increased use of e-cigarette or vapes. In North Carolina, e-cigarettes or vaping is considered a tobacco product and the NC BRFSS has started asking individuals about their usage with these types of products. In 2017, 27.3% of adults in Eastern NC responded that they use some type of vaping product every day or some days.<sup>45</sup>

---

42 State of Obesity: Better Policies for a Healthier America 2018: <https://stateofobesity.org/wp-content/uploads/2018/09/stateofobesity2018.pdf>

43 NC Behavioral Risk Factor Surveillance System (BRFSS) 2017: <https://schs.dph.ncdhhs.gov/data/brfss/2017/east/rf2.html>

44 Centers for Disease Control: [https://www.cdc.gov/tobacco/data\\_statistics/fact\\_sheets/fast\\_facts/index.htm](https://www.cdc.gov/tobacco/data_statistics/fact_sheets/fast_facts/index.htm)

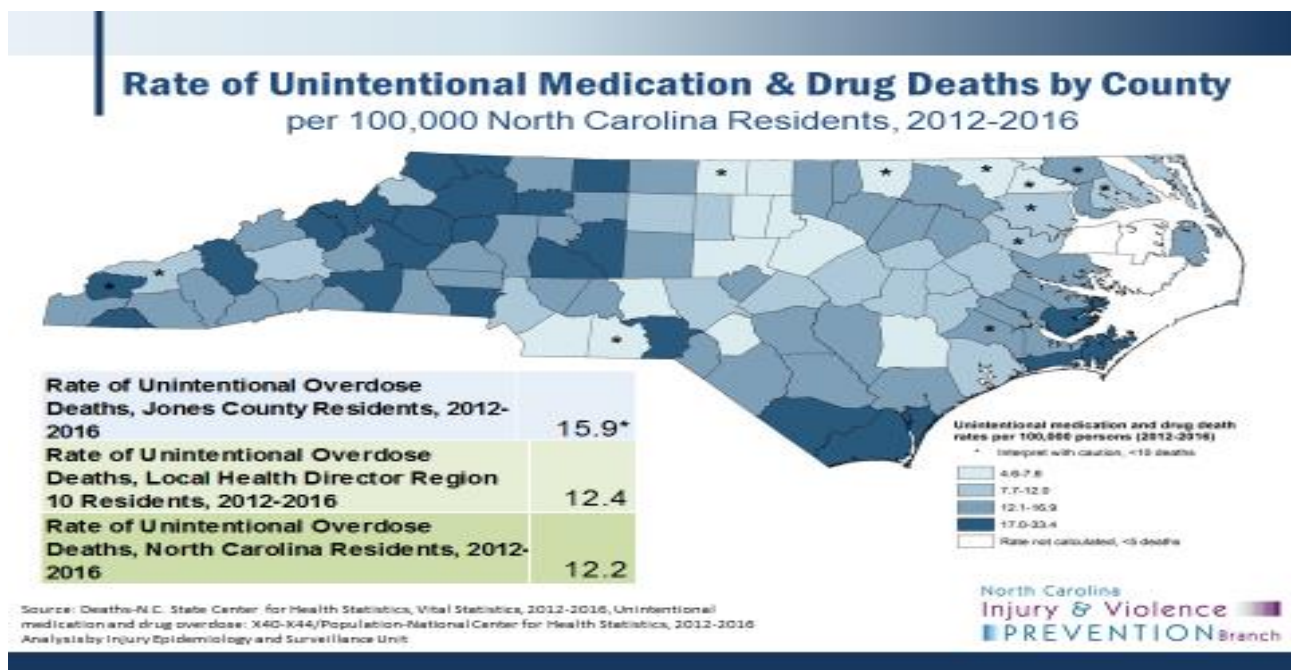
45 NC Behavioral Risk Factor Surveillance System (BRFSS) 2017: <https://schs.dph.ncdhhs.gov/data/brfss/2017/>

## Alcohol Use

In the 2017 National Survey on Drug Use and Health, 140.6 million Americans age 12 years or older reported to be current alcohol users, 66.6 million were binge drinkers in the past month, and 16.7 million reported to be heavy drinkers in the past month.<sup>46</sup> In 2017, 13.6% of adults in Eastern NC reported binge drinking (consuming 5 or more drinks for males, and 4 or more drinks for females in one occasion) compared to 15.0% of adults in Eastern NC in 2016.

## Prescription Drugs/Opioid Use

Hospitalizations, emergency visits, and deaths due to poisoning, particularly medication and drug poisoning, is a growing issue for North Carolina and Jones County. Unintentional medication or drug death, also known as overdose, rates have increased over the years. The following map shows the unintentional overdose death rates by county. During 2012-2016, Jones County's death rate was 15.9 per 100,000 population, which is higher than the death rate (12.2 per 100,000 population) in North Carolina.<sup>47</sup>

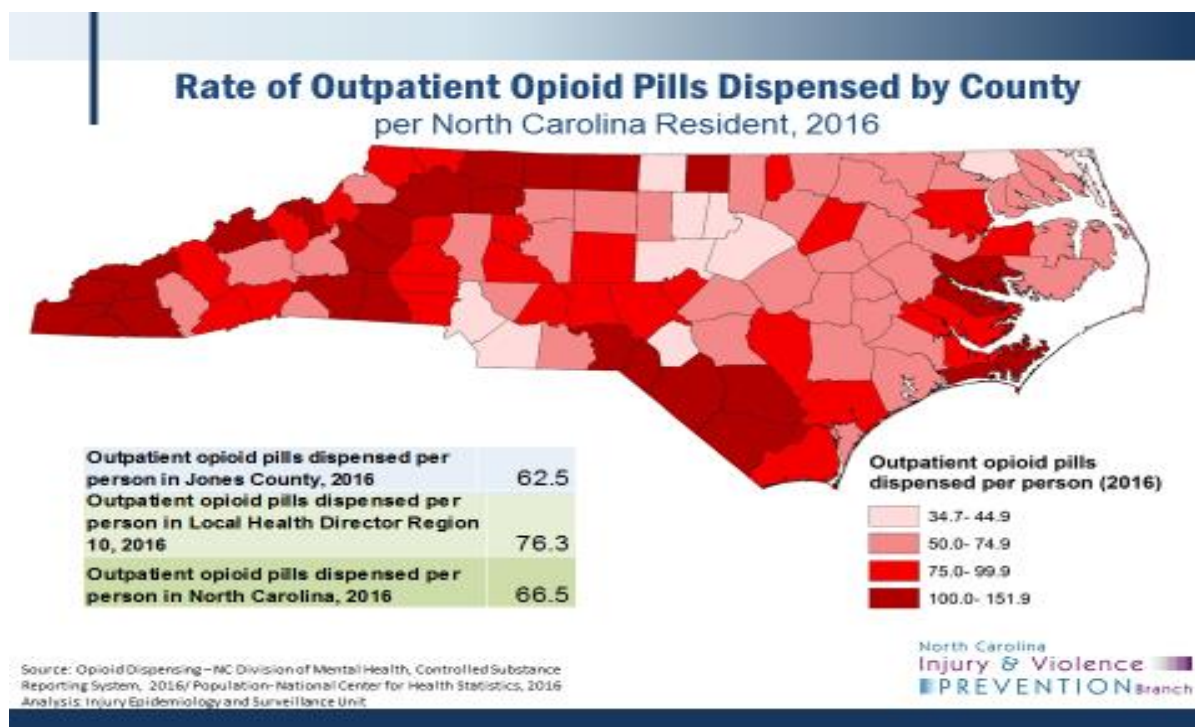


46 Substance Abuse and Mental Health Service Administration 2017 survey: <https://www.samhsa.gov/data/data-we-collect/nsduh-national-survey-drug-use-and-health>

47 NC Injury and Violence Prevention Branch: <https://www.injuryfreenc.ncdhhs.gov/DataSurveillance/Poisoning.htm>



When reviewing Jones County's unintentional medication or drug death rates, 30% of deaths occurred with the 45-64-year-old population followed by the 25-44-year-old population (21%) during 2012-2016. When comparing males and females of all ages, 48% of the overdose deaths occurred among males compared to 52% of females during 2012-2016.<sup>47</sup>



The map above is from the North Carolina Controlled Substance Reporting System (NC-CSRS) and shows the rate of opioid pills dispensed per person in 2016. According to the map, Jones County had a lower rate (62.5%) of dispensing compared to North Carolina's rate (66.5%). When compared to surrounding counties, Jones County had a lower dispensing rate than Carteret and Craven counties.

<sup>47</sup> NC Injury and Violence Prevention Branch: <https://www.injuryfreenc.ncdhhs.gov/DataSurveillance/Poisoning.htm>

## Communicable Disease

### Communicable Disease

*Communicable diseases and/or illnesses* that are considered to be a risk public health are reported to North Carolina. The state requires seventy-one (71) diseases be reported including, but not limited to, the ones identified in this section of the Community Health Needs Assessment.

Jones County Health Department is responsible for investigating disease and/or illness outbreaks and implementing control measures to minimize further exposure and transmission of disease.

The table to the right illustrates some of the reportable diseases and/or illnesses that Jones County had in 2016 compared to 2017. In both years, there were a couple of Salmonellosis.

Communicable Diseases (Confirmed)	FY 2016-2017	FY 2017-2018
Haemophilus Influenza	2	0
Streptococcal Infection Group A, Invasive	1	1
Shigellosis	0	0
Salmonellosis	2	2
Campylobacter Infection	1	2
Influenza – Adult Death (18+)	0	1
Total	6	6
<b>Note: In FY 2017-2018, there was 1 case of Shigellosis &amp; 1 case of Salmonellosis that was not confirmed</b>		

Source: Jones County Health Department

### Sexually Transmitted Disease/Infections

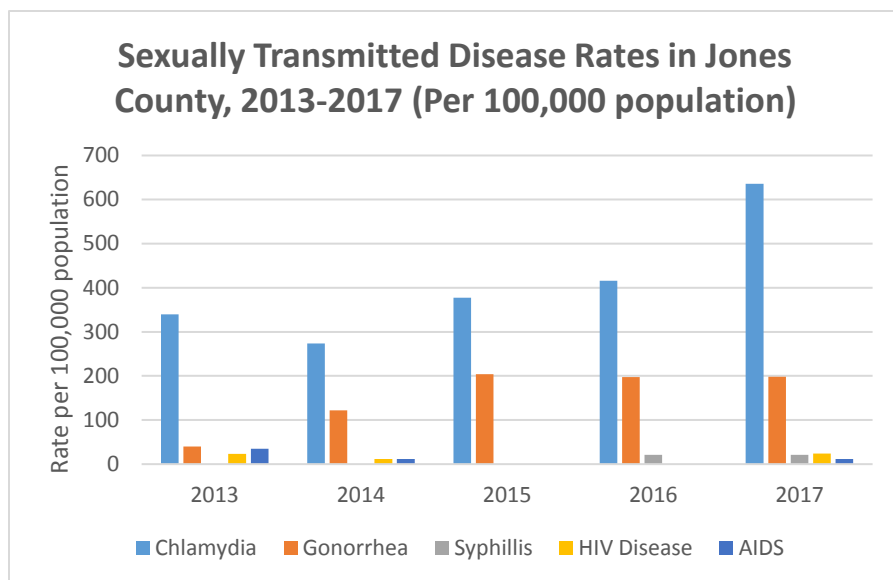
#### Chlamydia

Chlamydia continues to be the most prevalent sexually transmitted disease in North Carolina and Jones County. In 2017, Jones County's Chlamydia rate was 635.6 per 100,000 population, an increase from 415.6 per 100,000 population in 2016.<sup>48</sup>

---

48 NC HIV/STD Branch 2017 Annual Report: [https://epi.publichealth.nc.gov/cd/stds/figures/std17rpt\\_rev12142018.pdf](https://epi.publichealth.nc.gov/cd/stds/figures/std17rpt_rev12142018.pdf)

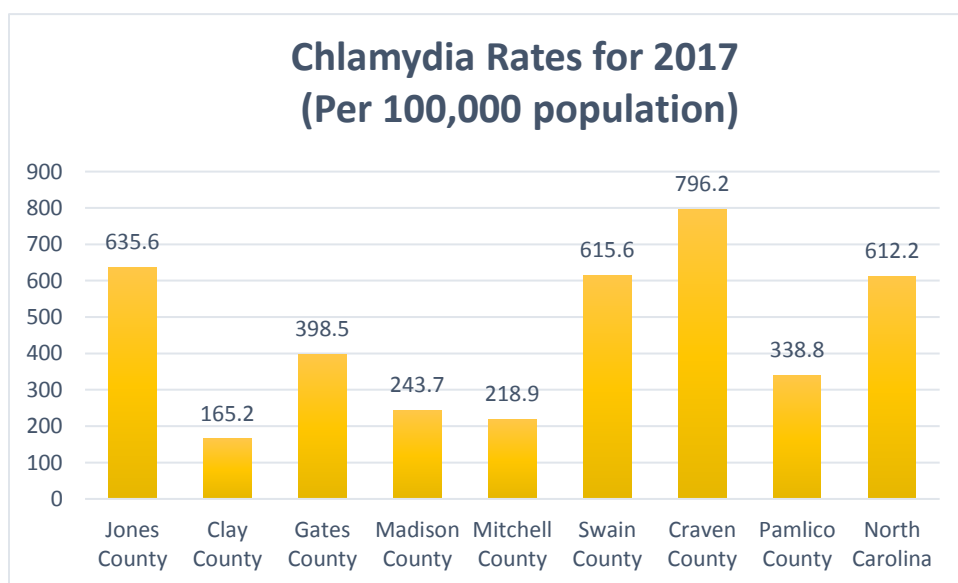




Based upon reportable cases during 2013-2017, Chlamydia continues to be the most prevalent sexually transmitted disease in Jones County, as shown in the graph.

Source: NC HIV/STD Branch Annual Report, 2017

The following graph depicts the Chlamydia rates for Jones County, peer counties and North Carolina. When comparing to peer counties and North Carolina, Jones County had the second (2<sup>nd</sup>) highest rate (635.6) rate of chlamydia in 2017. Since 2013, Chlamydia rates continue to increase each year for Jones County.<sup>49</sup>

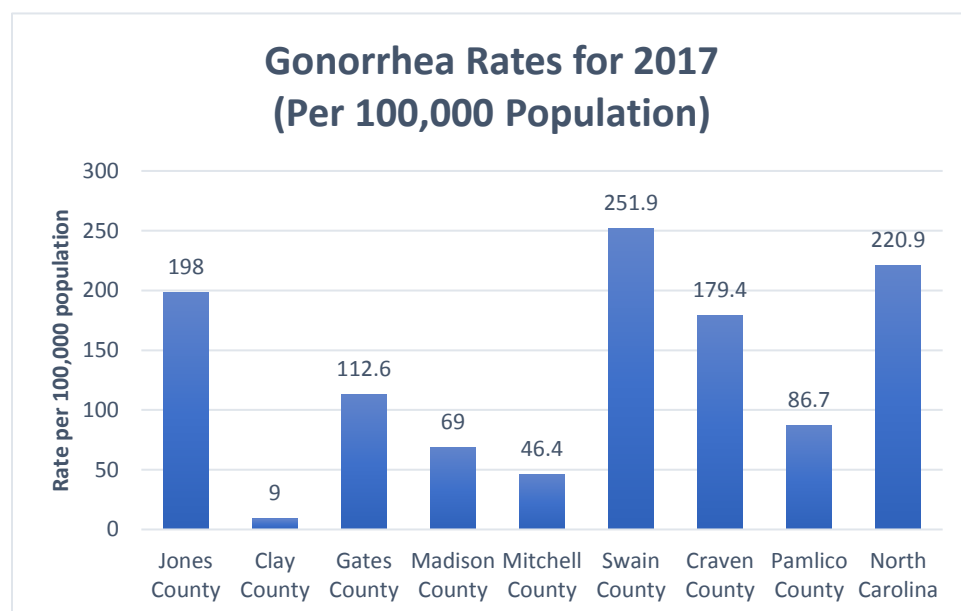


Source: NC HIV/STD Branch Annual Report 2017

49 NC HIV/STD Branch 2017 Annual Report: [https://epi.publichealth.nc.gov/cd/stds/figures/std17rpt\\_rev12142018.pdf](https://epi.publichealth.nc.gov/cd/stds/figures/std17rpt_rev12142018.pdf)

## Gonorrhea

Gonorrhea was the second highest sexually transmitted disease in Jones County from 2013-2017. When compared to peer counties, Jones County had the second highest rate (198 per 100,000), but was still lower than North Carolina's rate (220.9 per 100,000 population).



According to the 2017 HIV/STD Surveillance Report, African-American men and women had the highest Gonorrhea rates (556.1 and 419.6 per 100,000), accounting for 48% of all Gonorrhea rates.<sup>50</sup>

Source: NC HIV/ STD Branch Annual Report 2017

## HIV/AIDS

Newly Diagnosed HIV Disease Rates/Rank, 2015-2017 (Per 100,000 Population)		
	Average Rate	Rank
Jones County	8	52
Clay County	0	96
Gates County	3.4	85
Madison County	3.6	84
Mitchell County	2.5	90
Swain County	0	96
Craven County	8.5	57
Pamlico County	2.9	88
North Carolina	15.8	

In the 2017 HIV/STD Surveillance Report, the three-year (2015-2017) average rate for newly diagnosed HIV disease in Jones County was 8.0 per 100,000, which is lower than the state rate of 15.8 per 100,000. Based upon the average rate for newly diagnosed HIV disease, Jones County was ranked 57 (out of 100 counties – 1 having the highest rate to 100 having the lowest) as depicted in the table to the left.<sup>50</sup>

<sup>50</sup> NC HIV/STD Branch 2017 Annual Report: [https://epi.publichealth.nc.gov/cd/stds/figures/std17rpt\\_rev12142018.pdf](https://epi.publichealth.nc.gov/cd/stds/figures/std17rpt_rev12142018.pdf)

In comparison to peer counties, Jones County had the second highest rate and rank. Craven County had the highest rate of 8.5 per 100,000 population.

Jones County's average rate (8.0 per 100,000 population) for newly diagnosed HIV disease from 2015-2017 has decreased slightly from 9.8 per 100,000 population from 2013-2015.<sup>51</sup>

For AIDS cases, Jones County's average rate was 4.0 per 100,000 from 2015-2017, which is lower than North Carolina's average rate of 7.5 per 100,000 population.<sup>52</sup> In comparison to 2013-2015, Jones County has seen a drastic decrease in the average rates of newly diagnosed HIV and AIDS. In 2013-2015, the average AIDS rate was 13.1 per 100,000 population for Jones County.<sup>53</sup>

Newly Diagnosed AIDS Rates/Rank, 2015-2017 (Per 100,000 Population)		
	Average Rate	Rank
Jones County	4	60
Clay County	3.4	66
Gates County	0	91
Madison County	5.4	43
Mitchell County	2.5	74
Swain County	0	91
Craven County	4.6	52
Pamlico County	0	91
North Carolina	7.5	

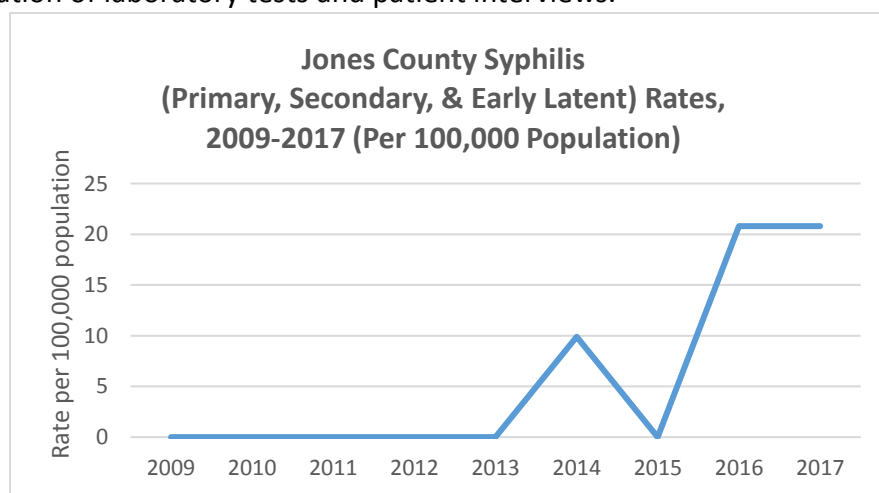
In the table to the left, Jones County had the third highest rate (4.0 per 100,000) of AIDS cases compared to peer counties.

Source: NC HIV/STD Branch Annual Report 2017

## **Syphilis**

Syphilis is classified by stage of infection (i.e. primary, secondary and early latent) which is reported through a combination of laboratory tests and patient interviews.

The Syphilis rate in Jones County has remained at 20.8 per 100,000 population since 2016 as shown in the graph to the right.



51 NC HIV/STD Branch 2017 Annual Report: [https://epi.publichealth.nc.gov/cd/stds/figures/std17rpt\\_rev12142018.pdf](https://epi.publichealth.nc.gov/cd/stds/figures/std17rpt_rev12142018.pdf)

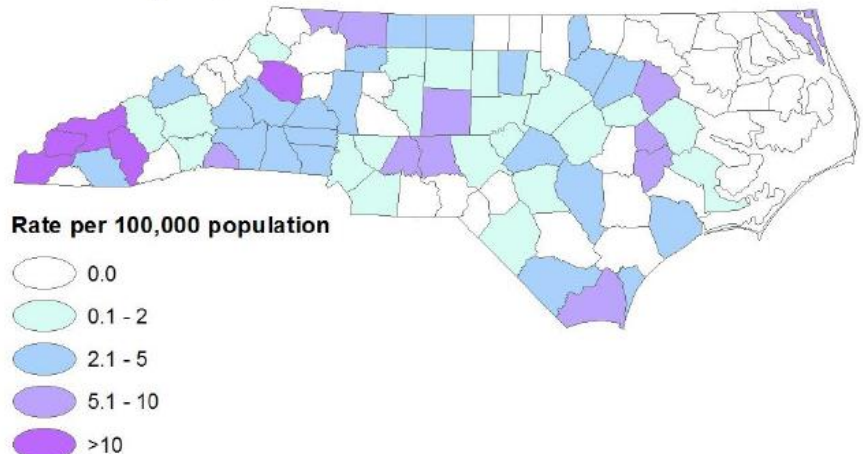
52 NC HIV/STD Branch 2015 and 2017 Annual Report: <https://epi.publichealth.nc.gov/cd/stds/annualrpts.html>

53 NC HIV/STD Branch 2017 Annual Report: [https://epi.publichealth.nc.gov/cd/stds/figures/std17rpt\\_rev12142018.pdf](https://epi.publichealth.nc.gov/cd/stds/figures/std17rpt_rev12142018.pdf)

## **Acute and Chronic Hepatitis C**

In 2016, the case definition for acute Hepatitis C was updated. Acute Hepatitis C case reports are people who have a confirmed case of acute illness with discrete onset of symptoms and confirmed laboratory test. From 2013-2017, there were no acute cases of Hepatitis C in Jones County.<sup>54</sup>

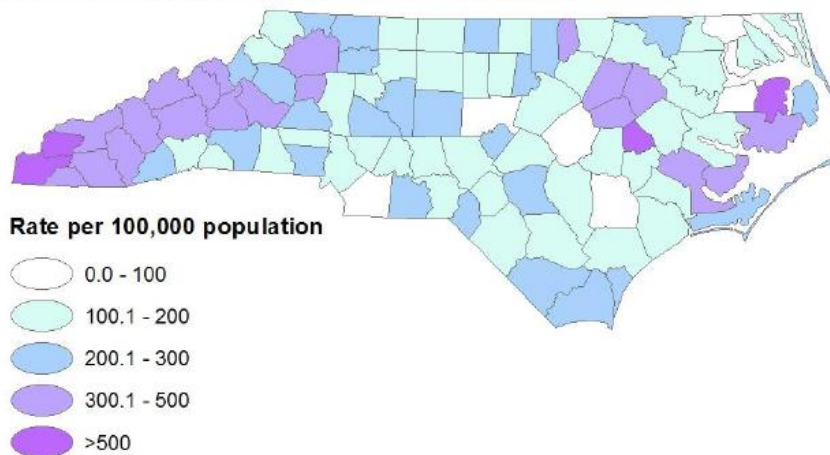
**Figure 11. Newly Diagnosed Acute Hepatitis C Rates in North Carolina by County of Residence at Diagnosis, 2017**



Data Source: North Carolina Electronic Disease Surveillance System (NC EDSS) (data as of June 3, 2018).

According to the 2017 HIV/STD Surveillance Report, Chronic Hepatitis C became reportable in October 2016. From 2016-2017, Jones County had 18 chronic Hepatitis C cases.<sup>54</sup>

**Figure 12. Newly Reported Chronic Hepatitis C Rates in North Carolina by County of Residence at Diagnosis, from 10/01/2016 to 12/31/2017**



Data Source: North Carolina Electronic Disease Surveillance System (NC EDSS) (data as of June 3, 2018).

54 NC HIV/STD Branch 2017 Annual Report: [https://epi.publichealth.nc.gov/cd/stds/figures/std17rpt\\_rev12142018.pdf](https://epi.publichealth.nc.gov/cd/stds/figures/std17rpt_rev12142018.pdf)

## Access to Care/Hospitalization

Access to care can impact an individual's physical, mental, and social health status as well as quality of life. In Jones County, access to care is a barrier and/or concern to many individuals due to high healthcare cost, availability of health care services, inadequate or no insurance coverage and lack of transportation. According to the U.S. Census Bureau, 16.2% of Jones County residents do not have health insurance coverage and 47.3% of residents have public insurance (i.e. Medicaid, Medicare, etc.).<sup>55</sup>

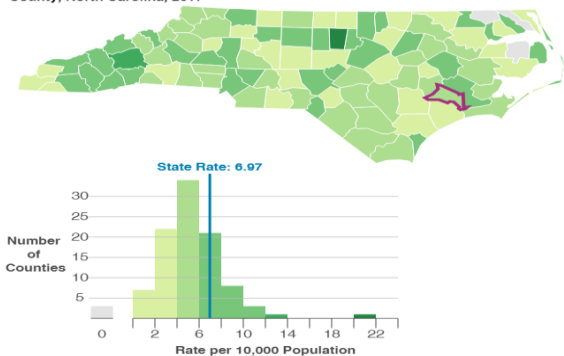
Jones County			North Carolina		
Rank	No. of Cases	Diagnosis	Rank	No. of Cases	Diagnosis
1	244	Cardiovascular & Circulatory Diseases	1	149,289	Cardiovascular & Circulatory Disease
2	134	Respiratory Diseases	2	121,795	Pregnancy & Childbirth
3	131	Pregnancy & Childbirth	3	91,127	Other Diagnoses (Including Mental Disorder)
4	125	Other Diagnoses (Including Mental Disorders)	4	88,251	Respiratory Disease
5	120	Digestive System Diseases	5	87,611	Digestive Disease

Source: NC State Center for Health Statistics

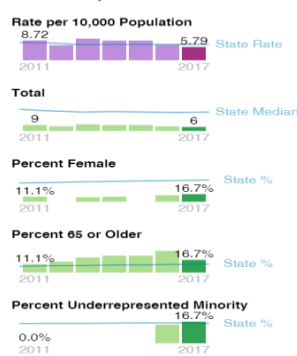
Using the most updated hospitalization data (2014), the chart above shows the leading hospitalization diagnoses for Jones County and North Carolina. In the chart, the leading diagnoses for individuals hospitalized was for cardiovascular and circulatory disease (including heart disease and stroke) for North Carolina and Jones County.<sup>56</sup>

The North Carolina Health Professions Data System (HPDS) collects and disseminates information on licensed health professionals across North Carolina. When reviewing the

Physicians with a Primary Area of Practice of Primary Care per 10,000 Population by County, North Carolina, 2017



Physicians with a Primary Area of Practice of Primary Care per 10,000 Population by County, North Carolina, 2017



**SHEPS HEALTH  
WORKFORCE NC**

Physicians with a primary area of practice of Primary Care include the following: Adolescent Medicine (FM), Adolescent Medicine (IM), Adolescent Medicine (Ped), Family Medicine, General Practice, Internal Medicine, Internal Medicine-Pediatrics, Obstetrics/Gynecology, Pediatrics. This category overlaps with other categories, i.e., it is not exclusive of the other categories. Notes: Data include active, licensed physicians in practice in North Carolina as of October 31 of each year who are not residents-in-training and are not employed by the Federal government. Physician data are derived from the North Carolina Medical Board. County estimates are based on primary practice location. Population census data and estimates are downloaded from the North Carolina Office of State Budget and Management via NC LINC and are based on US Census data. Source: North Carolina Health Professions Data System, Program on Health Workforce Research and Policy, Cecil G. Sheps Center for Health Services Research, University of North Carolina at Chapel Hill. Created February 13, 2019 at <https://nchealthworkforce.unc.edu/supply/>.

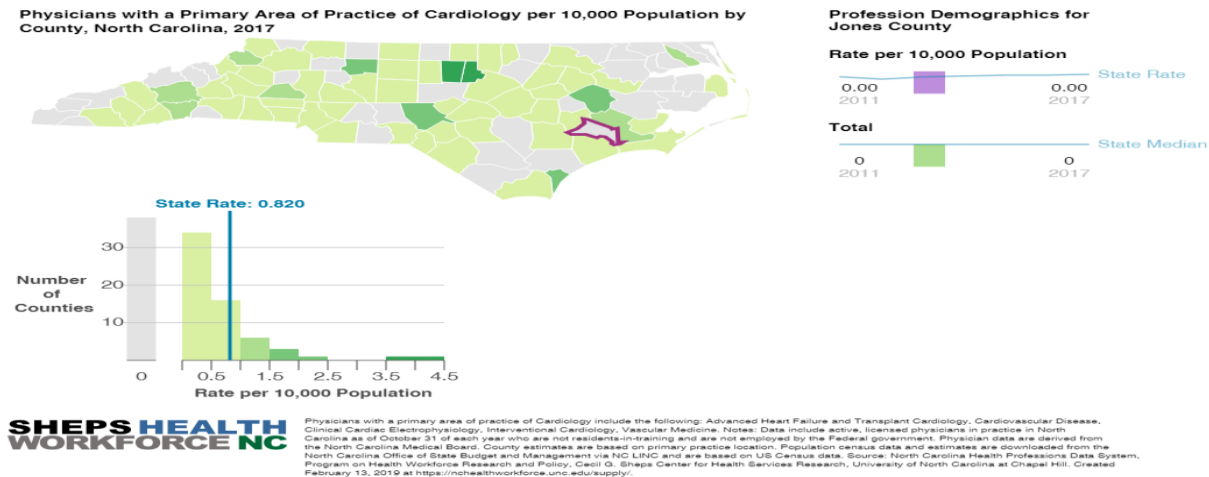
database for Jones County, the rate for physicians with a primary area of practice (includes the following: Adolescent Medicine (FM), Adolescent Medicine (IM), Family Medicine, General Practice, Internal Medicine, Internal Medicine-Pediatrics, Obstetrics/Gynecology, Pediatrics) is 5.79 per 10,000 population compared to North Carolina's rate of 6.97 per 10,000 population.<sup>57</sup>

55 U.S. Census Bureau Fact Finder: [https://factfinder.census.gov/faces/nav/jsf/pages/community\\_facts.xhtml](https://factfinder.census.gov/faces/nav/jsf/pages/community_facts.xhtml)

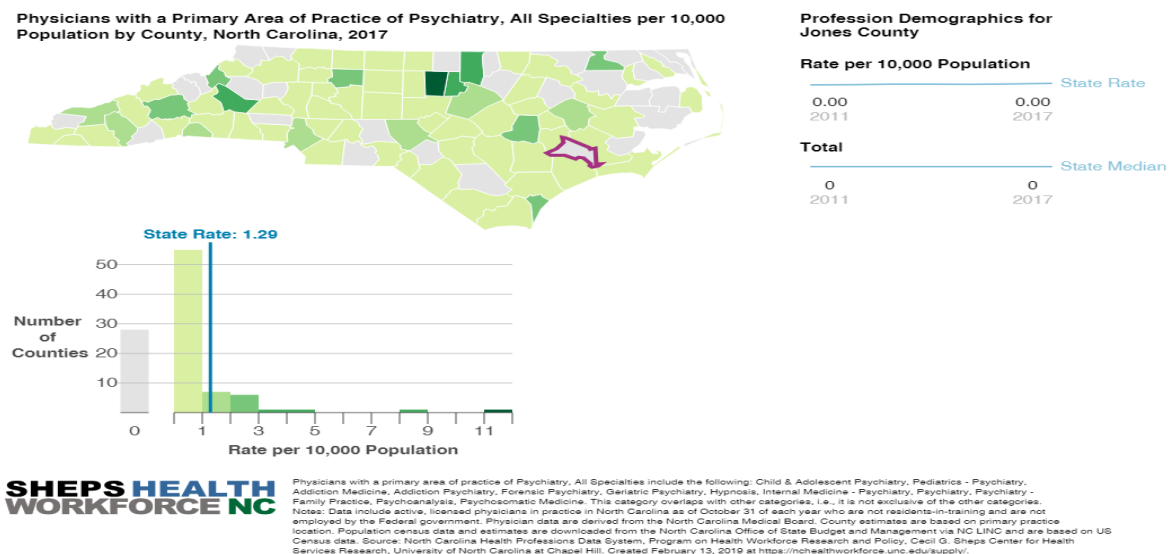
56 NC State Center for Health Statistics: <https://schs.dph.ncdhhs.gov/data/databook2016/>

57 NC SHEPS Center: <https://nchealthworkforce.unc.edu/supply/>

The following map depicts how many Cardiology physicians are practicing in Jones County compared to North Carolina. Jones County's ratio was 0.0 per 10,000 population in comparison to the ratio of 0.820 per 10,000 population for North Carolina.<sup>58</sup>



The following map shows the ratio of psychiatrist per 10,000 population across North Carolina. As depicted in the map below, Jones County's ratio was 0.00 per 10,000 population compared to North Carolina's ratio of 1.01 per 10,000 population in 2017.<sup>58</sup>



58 NC SHEPS Center: NC SHEPS Center: <https://nchealthworkforce.unc.edu/supply/>

## Environmental Health

### Air & Water Quality

The North Carolina Department of Environmental Quality (DEQ) monitors air and water quality that can impact an individual's health.

The colorful table to the right is the air quality index used to determine health effects caused by air pollutants. The EPA calculates the air quality index for five major air pollutants: ground-level ozone, particle pollution (also known as particulate matter), carbon monoxide, sulfur dioxide, and nitrogen dioxide.<sup>59</sup>

In 2017, Jones County Environmental Health Department and DEQ Washington Regional Office had no reports of air quality issues.

Air Quality Index	Who Needs to be Concerned?	What Should I Do?
Good (0-50)		It's a great day to be active outside.
Moderate (51-100)	Some people who may be unusually sensitive to ozone.	<b>Unusually sensitive people:</b> Consider reducing prolonged or heavy outdoor exertion. Watch for symptoms such as coughing or shortness of breath. These are signs to take it easier. <b>Everyone else:</b> It's a good day to be active outside.
Unhealthy for Sensitive Groups (101-150)	Sensitive groups include <b>people with lung disease such as asthma, older adults, children and teenagers, and people who are active outdoors.</b>	<b>Sensitive groups:</b> Reduce prolonged or heavy outdoor exertion. Take more breaks, do less intense activities. Watch for symptoms such as coughing or shortness of breath. Schedule outdoor activities in the morning when ozone is lower. <b>People with asthma</b> should follow their asthma action plans and keep quick-relief medicine handy.
Unhealthy (151-200)	<b>Everyone</b>	<b>Sensitive groups:</b> Avoid prolonged or heavy outdoor exertion. Schedule outdoor activities in the morning when ozone is lower. Consider moving activities indoors. <b>People with asthma,</b> keep quick-relief medicine handy. <b>Everyone else:</b> Reduce prolonged or heavy outdoor exertion. Take more breaks, do less intense activities. Schedule outdoor activities in the morning when ozone is lower.
Very Unhealthy (201-300)	<b>Everyone</b>	<b>Sensitive groups:</b> Avoid all physical activity outdoors. Move activities indoors or reschedule to a time when air quality is better. <b>People with asthma,</b> keep quick-relief medicine handy. <b>Everyone else:</b> Avoid prolonged or heavy outdoor exertion. Schedule outdoor activities in the morning when ozone is lower. Consider moving activities indoors.
Hazardous (301-500)	<b>Everyone</b>	<b>Everyone:</b> Avoid all physical activity outdoors.

The NC Recreational Water Quality program is to protect the public health through monitoring coastal recreational waters and notify the public if any waters are unsafe for swimming. In 2017, there were no reports about water quality in Jones County.

---

<sup>59</sup> Environmental Protection Agency: <https://www.airnow.gov/index.cfm?action=aqibasics.aqi>

## **Community Input and Primary Data Review**

The following methodologies were used to collect the Community Health Opinion surveys:

- The survey was placed on the Jones County Health Department website and Facebook page using Survey Monkey and promoted throughout the county for voluntary completion.
  - 101 participants completed the survey between April and July of 2018.
  - An email was sent out to Health Department staff encouraging them to complete and forward the survey to family and friends.
  - An email was sent to community and business leaders that attended the Rural Counts Focus Group on March 1<sup>st</sup> at Jones Senior High School encouraging them to complete.
  - Hardcopies of the survey and drop boxes were left at Lenoir Community College – Trenton, Trenton Public Library, and Maysville Public Library. Residents were encouraged to place completed surveys into the drop box.
  - Health Department staff and the Health Education Intern encouraged residents to complete surveys at the following community events: Committee of 100 Annual Meeting at the Jones County Civic Center on March 27<sup>th</sup>; Food Demonstration at Piggly Wiggly in Maysville on April 6<sup>th</sup>; Special Olympics at Jones Senior High School on April 12<sup>th</sup>.
  - It was determined that the low number of responses was not representative of the whole county.
- It was decided to randomly survey residents of Jones County during jury selections at the Jones County Courthouse. Once all surveys were completed, they were entered into the online survey tool so that all survey would be processed through the same system.

In the Community Health Opinion survey, one of the questions asked respondents to self-report if they had been diagnosed by a healthcare professional as having a chronic disease. The top diagnoses identified by respondents were High Blood Pressure, Overweight/Obesity, Depression or Anxiety, and Diabetes.

Respondents also shared that they feel like Jones County is a safe place to live, a good place to raise children, and a good place to grow old. Respondents disagreed or strongly disagreed with the statements that there are plenty of job opportunities and plenty of help and resources in Jones County.

Higher paying jobs, animal control, positive teen activities, and better/healthier food choices were identified as areas that respondents felt needed improving in Jones County. Respondents felt the community needed more information in regards to eating well/nutrition, substance abuse prevention and exercising/fitness. When asked about their children's health education,



respondents shared that their children needed more information about bullying, nutrition, and physical activity.

### Listening Sessions

Three (3) listening sessions were held across the county in June and July of 2018. There were a total of 29 participants. Leaders and community representatives from various organizations participated in listening sessions.

Below is a list of the sessions held and the number of participants for each session.

- Trenton (8)
- Pollocksville (11)
- Comfort (10)

During the sessions, the participants were asked to respond to four questions:

- 1) What are the major health problems/concerns in our community?
- 2) What are the current assets within our community to address these problems/concerns?
- 3) What are the barriers within our community that may impact these problems/concerns?
- 4) What should be our key next steps to addressing these problems/concerns?

Each listening session had a person taking notes (chart paper) and facilitating the meetings. The notes were then transcribed and reviewed to identify emergent themes for each of the four questions asked during the session.

The following table summarizes the top health problems/concerns identified at each listening session.

Community	Access To Care	Lack of Communication	Behavioral Health (Mental Health/Substance Abuse)	Affordable Insurance	Chronic Disease	Transportation
Trenton (8)	X		X	X		X
Pollocksville (11)		X	X		X	X
Comfort (10)	X	X	X		X	

Participants identified the major health problems in Jones County as follows: Access to Care (cost of insurance, lack of providers, navigating the health system and transportation), Behavioral Health (Mental Health and Substance Abuse), Chronic Disease (Heart Disease, Cancer, Stroke, Diabetes), fixed incomes and lack of community (knowledge of resources, community events).

Current assets in Jones County identified to address these major health problems include: Health Department, Social Services, Lenoir Community College – Jones Campus, Pamlico Child & Family Therapy, local providers, faith communities, senior centers, CARTS, and Parks & Recreation

Current barriers identified in Jones County include lack of providers and specialty providers; dental health for adults; lack of jobs/low-paying jobs; transportation; limited access to fresh fruits and vegetables; limited internet access; adult parks & recreation programs.

Suggested key next steps: increase and improve communication among agencies and the public on available resources, additional health and mental services in the community; promote/improve transportation system; broadly disseminate detailed resource guide; improve gaps in the health care system.

### **Process of Selecting and Identifying Health Priorities:**

Key findings compiled from the secondary data and primary data, including the community's concerns, were formally presented in July of 2018 at the Community Health Needs Assessment planning committee meeting. This meeting was promoted to members of the team and was extended to additional community members. Key leaders were encouraged to attend and become a part of the prioritization process. Following the presentation, attendees were given the opportunity to select health priorities they felt should be addressed of the next three years. Participants were asked to consider the data presented, but to also consider the following criteria when making their selection:

1) Magnitude of the problem defined as the number of people affected by the problem, 2) Seriousness of the problem defined as the number of premature death that occurs because of the problem as well as the potential impact on the community, and 3) Feasibility to implement a successful intervention.

The health priorities selected were compiled, discussed and voted on during the meeting. The following categories were identified for Jones County Health Department, Craven County Health Department, and CarolinaEast Medical Center to add for the next three years (2018-2021):

- Behavioral Health (Including Mental Health and Substance Abuse)
- Access To Care
- Chronic Disease Prevention

Key findings from the Community Health Needs Assessment were presented to the Jones County Board of Health at their August 2018 meeting. This Board adopted the CHNA priorities recommended.

## **Next Steps**

The next step in this process is to develop community improvement plans addressing the above health priorities over the next three years (2018-2021). CHNA partners including Jones County Health Department, Craven County Health Department, and CarolinaEast Medical Center will be developing objectives to address these priorities by using evidence-based strategies.

## **Annual Updates**

As required by the NC Department of Health and Human Services (DHHS) and the Local Health Department Accreditation Board, annual State of the County Health (SOTCH) reports containing community health status updates will be compiled. These annual reports will also contain progress made with the Community Improvement plans as well as CarolinaEast Medical Center's Implementation Strategy, as required by the IRS. Updates regarding community initiatives supporting the improvement plans will be included. These reports will be posted on the Jones County Health Department's website and formally presented annually.

## **Appendix A**

### **2018 Community Health Needs Assessment Planning Committee**

- Tamara Jones, Public Health Educator, Jones County Health Department
- Diana Vetter Craft, Quality Assurance Specialist, Craven County Health Department
- Megan McGarvey, Public Relations Director, CarolinaEast Medical Center
- Scott Harrelson, Health Director, Craven County Health Department
- Wesley Smith, Health Director, Jones County Health Department
- Kent Flowers, Director, Craven County Social Services
- Geoffrey Marett, Human Services Director, Craven County Social Services
- Jennifer Blackmon, Human Services Deputy Director, Craven County Health Department
- Amber Tabarrini, Health Educator, Craven County Health Department
- Krystal Hargett, Health Educator, Craven County Health Department
- Eileen Dove, Director, Jones County Parks & Recreation
- Eddie Games, Director, Craven County Parks & Recreation
- Christopher Harper, Social Services Director, Jones County Social Services
- Hannah Todd, Extension Agent, Craven County Cooperative Extension
- Debbie Hodges, Director of Student Services, Craven County Schools
- Karen Reaves, System of Care Coordinator, Trillium
- Jean Kenefick, System of Care Coordinator, Trillium
- Scott Hanford, Preparedness Coordinator, Craven County Health Department

### **Additional Staff who contributed to the 2018 Community Health Needs Assessment:**

- Ray Silverthorne, Environmental Health Director, Craven County Health Department
- Rodesha Crouell, Health Education Intern, Jones County Health Department

## **Appendix B**

### **Rural Counts Community Forum Participants List**

Jones Senior High School  
Thursday, March 1, 2018  
3pm – 5pm

<b><u>Name</u></b>	<b><u>Organization</u></b>
James Harper	Retired – County Commissioner Candidate
Charley Jones	Brock Motor Jones County Community Foundation
Wayne Sayland	Sayland Funeral Home Maysville Development Corporation
Schumata Brown	Town of Maysville
Glenn Spivey	Town of Trenton
Wesley P. Smith	Jones County Health Department
Rodesha Crouell	Jones County Health Department
Tamara Jones	Jones County Health Department
Pene DiMaio	Candidate for NC State House
Dawn Kentz	Lenoir Community College
Nancy Barber	Town of Pollocksville
Gloria Wiggins	Lenoir Community College
Sylar Parkinson	Jones Senior High School
Elwood Morris	Jones County Community Foundation
Vic Bryan	Jones County Community Foundation Maysville Development Corporation
Joan Taylor	Jones county Community Foundation
Kim Ball	North Carolina Community Foundation
Jay Bender	Town of Pollocksville
Josie Walker	NC Council of Churches
Adam Caldwell	U.S. Senator Thom Tillis
Franky Howard	County of Jones
Jacob Morgan	Jones County Cooperative Extension
Myra Bryar	Coastal Community Action
Lisa Wallace	UNC Lenoir
Renee Sutton	Lenoir Community College
Mike Sutton	Jones Hunters Association
Dr. Otis Smallwood	Jones County Schools
Michael White	Jones Senior High School

## **Appendix C - Community Opinion Survey**

A community health opinion survey (online and paper) was available to community members and was completed by 101 Jones County residents. Below are the survey results.

In order to complete the survey, the respondents had to be 18 years old and a Jones County resident.

### **Question 3: How do you feel about the following statements?**

	<b>Strongly Disagree</b>	<b>Disagree</b>	<b>Neutral</b>	<b>Agree</b>	<b>Strongly Agree</b>	<b>Total</b>
<b>There is good healthcare in Jones County</b>	11.11% (11)	16.16% (16)	31.31% (31)	27.27% (27)	14.14% (14)	99
<b>Jones County is a good place to raise children.</b>	0.99% (1)	7.92% (8)	19.80% (20)	42.57% (43)	28.71% (29)	101
<b>Jones County is a good place to grow old.</b>	0.00% (0)	3.96% (4)	17.82% (18)	37.62% (38)	40.59% (41)	101
<b>There are plenty of job opportunities in Jones County.</b>	40.40% (40)	30.30% (30)	17.17% (17)	9.09% (9)	3.03% (3)	99
<b>Jones County is a safe place to live.</b>	40.40% (40)	30.30% (30)	17.17% (17)	9.09% (9)	3.03% (3)	99
<b>There is plenty of help and resources (i.e. support groups, faith community outreach, community organizations, and emergency financial assistance) for people during times of need in Jones County.</b>	7.92% (8)	13.86% (14)	31.68% (32)	29.70% 30	16.83% (17)	101

**Question 4: From the following list, what issues do you think most affects the quality of life in Jones County? (Please select your top three).**

Answer Options	Percent	Answer Options	Percent
Pollution (air, water, land)	4.17%	Child Abuse	1.04%
Dropping out of school	9.38%	Domestic Violence	2.08%
Low income/poverty	63.54%	Substance Abuse	27.08%
Lack of jobs/low paying jobs	66.67%	Violent Crime (Murder, Assault)	1.04%
Homelessness	4.17%	Theft	3.13%
Lack of/inadequate health insurance	18.75%	Rape/Sexual Assault	0.00%
Depression/Mental Health issues	11.46%	None	4.17%
Discrimination/racism	56.25%	Other	Lack of Drive & Initiative (1.04%)
Lack of community support	12.50		
Elder Abuse	0.00%		

**Question 5: From the following list, which service(s) or resource(s) do you think needs the most improvement in your community? Please select your top three responses.**

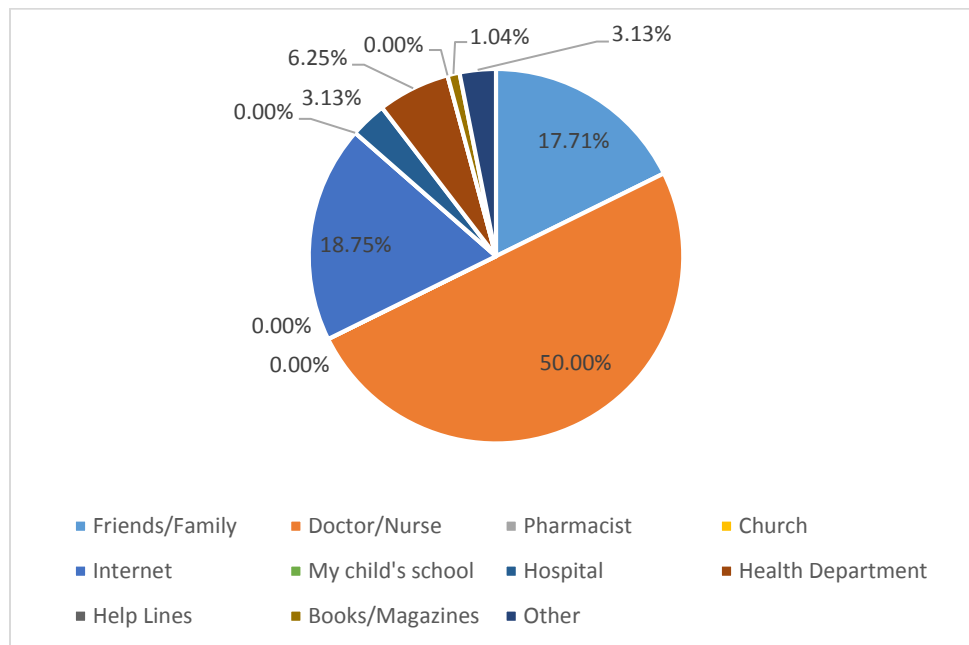
Answer Options	Percent	Answer Options	Percent
Animal Control	32.29%	Better/More Recreational Facilities	18.75%
Child Care Options	7.29%	Healthy Family Activities	8.33%
Elder Care Options	13.54%	Positive Teen Activities	13.54%
Services for Disabled People	7.29%	Transportation Options	9.38%
More Affordable Health Services	9.38%	Availability of Employment	29.17%
Better/More health food choices	15.63%	Higher Paying Employment	26.04%
More Affordable Better Housing	13.54%	Road Maintenance	7.29%
Number of Health Care Providers	12.50%	Road Safety	1.04%
Culturally Appropriate Health Services	1.04%	None	4.17%

**Question 6: From the following list, which health behavior do you think that people in your community need more information about? (Pick your top three)**

Answer Options	Percent	Answer Options	Percent
Eating Well/Nutrition	31.25%	Elder Care	11.46%
Exercising/Fitness	25.0%	Caring for Family Members with Special Needs Disabilities	16.67%
Managing Weight	18.75%	Prevention Pregnancy & Sexually Transmitted Diseases (Safe Sex)	14.58%
Going To Dentist for Check-Up/ Preventive	10.42%	Substance Abuse Prevention	31.25%
Going To The Doctor for Yearly Check-Ups & Screenings	19.79%	Suicide Prevention	3.13%
Getting Prenatal Care During Pregnancy	5.21%	Stress Management	3.13%
Getting Flu Shots and Other Vaccines	4.17%	Anger Management	2.08%
Preparing for and Emergency/Disaster	18.75%	Domestic Violence	1.04%
Using Child Safety Seats	3.13%	Crime Prevention	8.33%
Using Seat Belts	1.04	Rape/Sexual Abuse Prevention	2.08%
Driving Safely	2.08%	None	10.42%
Quitting Smoking Tobacco Use Prevention	18.75%	Other	0.00%
Child Care	5.21%		



**Question 7: Where do you get most of your health related information? (Please check only one answer)**



**Question 8: How many children do you have in your household between the ages of 0-18 for whom you are the parent or legal guardian?**

Answer Options	Percent
0	68%
1 child	16%
2 children	4%
3 children	2%
4 children	2%
5 children	0%
6 children	1%

**Question 9: Which of the following health topics do you think your child/children need more information about? Please check your top three answers.**

Answer Options	Percent	Answer Options	Percent
Dental Hygiene	14.29%	Sexual Intercourse	11.90%
Nutrition	35.71%	Alcohol	4.76%
Physical Activity	33.33%	Drug Abuse	21.43%
Eating Disorders	9.52%	Weight Management	30.95%
Asthma Management	0.00%	Reckless Driving/Speeding	14.29%
Diabetes Management	9.52%	Mental Health Issues	7.14%
Tobacco/Vaping	7.14%	Suicide Prevention	4.76%
STD's	7.14%	Bullying Issues	38.10%
Birth Control Options	11.90%	Others: Reading Habits	2.38%

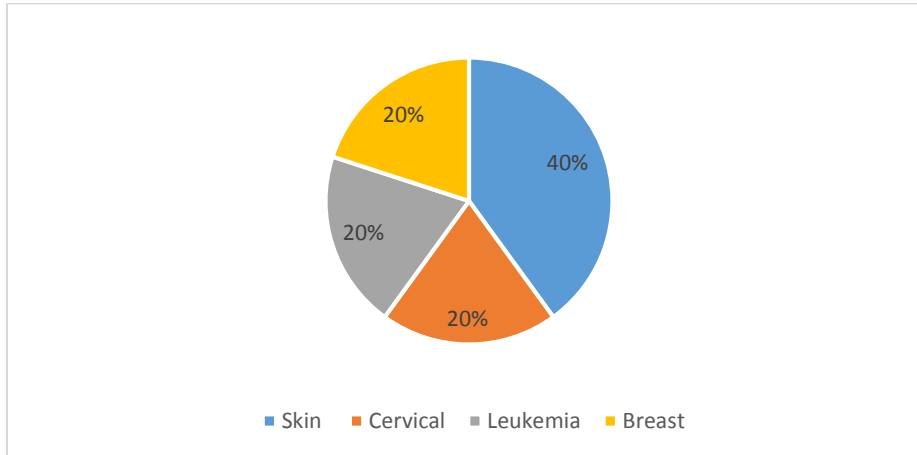
**Question 10: Would you say that, in general, your health is?**

Answer Options	Percent
Excellent	13.33%
Very Good	28.89%
Good	45.56%
Fair	10.00%
Poor	2.22%

**Question 11: Have you ever been told by a doctor, nurse, or other health professional that you have any of the following health conditions? Please check all answers for those conditions that apply to you.**

Answer Options	Percent	Answer Options	Percent
Hypertension (High Blood Pressure)	45.56%	Diabetes (Not During Pregnancy)	15.56%
Angina (Chest Pain)	4.44%	COPD	2.22%
Heart Disease	11.11%	Stroke	6.67%
Cancer	6.67%	Mental Health Illness	2.22%
Overweight/Obesity	24.44%	None	17.78%
Asthma	11.11%	Other: Thyroid Condition, Addison's Disease, Hypothyroidism, Seasonal Allergies, Hypothyroidism	5.56%
Depression or Anxiety	24.44%		

**Question 12: If you answered cancer in Question 11, what kind of cancer?**



**Question 13: Have a family member ever been told by a doctor, nurse or other health professional that they have asthma?**

Answer Options	Percent
Yes	35.56%
No	55.56%
Not Sure	8.89%

**Question 14: In the past year, what kind of healthcare has a person(s) with Asthma received? (Please check all that apply)**

Answer Options	Percent
Scheduled and/or Routine Visit	38.00%
Urgent Care Visits	10.00%
Didn't Receive Any Healthcare	50.00%
Emergency Room Visit(s)	18.00%
Hospitalized	10.00%
Other	0.00%

**Question 15: In the past 30 days, have you had any pain or health problems that made it hard for you to do your usual activities such as driving, work around the house, or going to work?**

Answer Options	Percent
Yes	26.67%
No	73.33%

**Question 16: In the past 30 days, have you felt sad or worried, keeping you from your normal routine?**

Answer Options	Percent
Yes	15.56%
No	84.44%

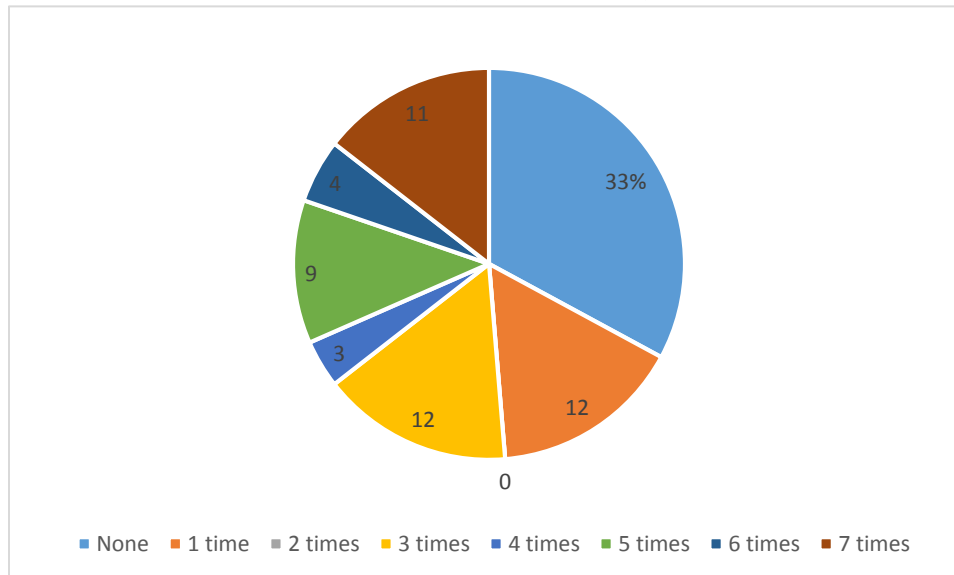
**Question 17: Within the past year, did you need any of the following mental health services? (Please check all that apply)**

Answer Options	Percent
Crisis Care	1.11%
Therapy	7.78%
Hospitalization	4.44%
Other	3.33%
Did Not Need Services	86.67%

**Question 18: If you did need mental health services in the past year, did you receive these services?**

Answer Options	Percent
Yes	11.11%
No	14.44%
Did Not Need Services	74.44%

**Question 19: During a normal week, other than in your job, how many times do you exercise or engage in physical activity that lasts at least half an hour?**



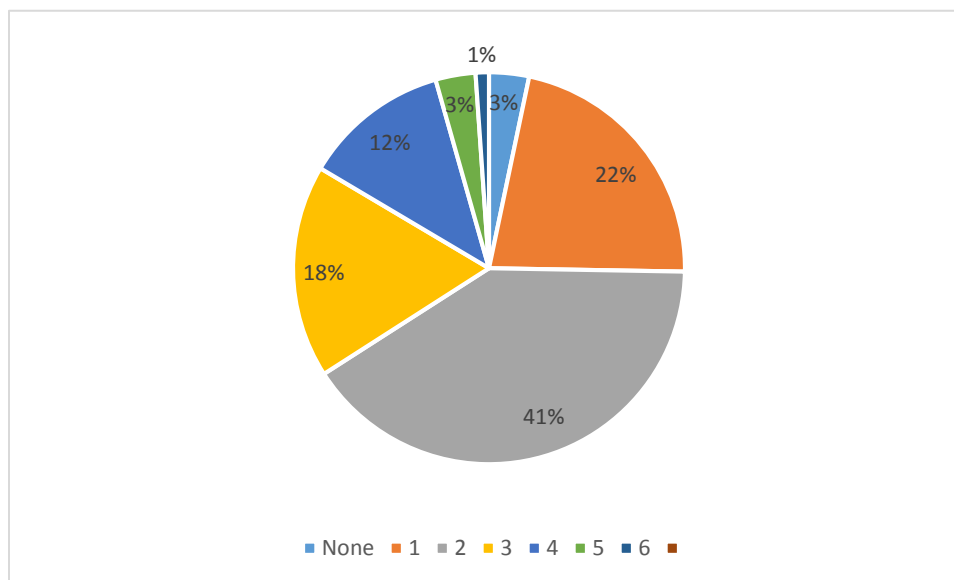
**Question 20: If you answered “zero” in Question 19, what is the main reason you do not exercise for at least half an hour 5 days a week? (Please check your top 3 answers)**

Answer Options	Percent
My job is physical or hard labor	21.05%
Exercise is not important to me	15.79%
I don't have access to a safe place to exercise	15.79%
I don't have enough time to exercise	34.21%
I would need child care and I don't have it	5.26%
I don't know how to find exercise partners	2.63%
I don't like to exercise	28.95%
It cost too much to exercise	7.89%
I'm too tired to exercise	18.42%
I'm physically disabled	10.53%

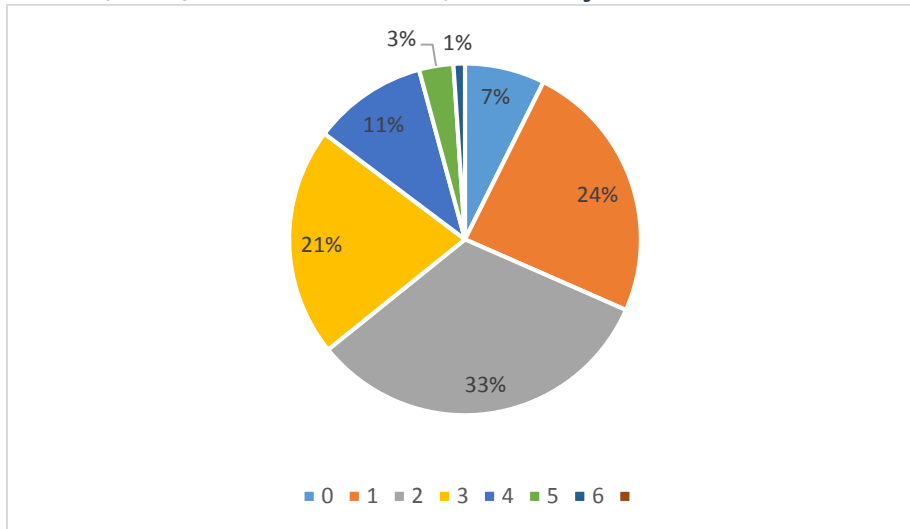
**Question 21: Where do you go to exercise or engage in physical activity? (Please check all that apply)**

Answer Options	Percent
Park	10.00%
Fitness Center	11.11%
Work Place	17.78%
Public Recreation Center	6.67%
Home	54.44%
Walking Trails	17.78%
Other: Malls, Neighborhoods, Senior Center or I don't exercise	24.44%

**Question 22: Thinking about ALL the vegetables (fresh, canned, or frozen) you ate over the last month -- On average, how many servings of vegetables did you usually eat a day? Consider one serving of vegetables to be one medium-sized whole vegetable (about the size of a baseball or fits), one cup of chopped or canned vegetables, or two cups of raw, leafy greens of lettuce.**



**Question 23:** For ALL the fruits (fresh, canned, or frozen) you ate over the past month -- On average, how many servings of fruit did you usually eat each day? Consider one serving of fruit to be one medium-sized whole fruit (about the size of a baseball or fist), or one cup of chopped or canned fruit. Include only fresh, frozen, and/or canned fruits, but not juice.



**Question 24:** Please think about the places that you can buy groceries in the neighborhood near where you live. For each of the following statements, please tell me whether you strongly disagree, disagree, agree, or strongly agree.

Answer Options	Strongly Disagree	Disagree	Agree	Strongly Agree	N/A	Total
It is easy to buy fresh fruits and vegetables in my neighborhood.	35.96% (32)	31.46% (28)	14.61% (13)	13.48% (12)	04.49% (4)	89
The fresh produce in my neighborhood is of high quality.	9.21% (26)	26.97% (24)	17.98% (16)	11.24% (10)	14.61% (13)	89
There is a large selection of fresh fruits and vegetables in my neighborhood.	34.83% (31)	30.34% (27)	13.48% (12)	13.48% (12)	7.87% (7)	89

**Question 25: In the past year, have you been exposed to second hand smoke?**

Answer Options	Percent
Yes	64.44%
No	31.11%
I don't know	4.44%

**Question 26: In the past year, where do you think you were exposed to secondhand smoke the most? (Please choose only one)**

Answer Options	Percent
Home	32.22%
Workplace	8.89%
Restaurants	4.44%
School	1.11%
I am not exposed to secondhand smoke	37.78%
Parks	2.22%
Vehicles	4.44%
Other: A family member's house, Government Building, Other people's house, Outside Crowds, Visiting Family	8.89%

**Question 27: Do you currently use tobacco products (including e-cigarettes, vapes, etc.)? (This includes smoking in social settings)**

Answer Options	Percent
Yes	23.33%
No	76.67%

**Question 28: If yes, where would you go for help if you want to quit? (Please choose all that apply)**

Answer Options	Percent	Answer Options	Percent
QuitLine NC	13.79%	Health Department	13.79%
Doctor	41.38%	I don't know	41.38%
Church	3.45%	I don't want to quit	6.90%
Pharmacy	3.45%	Other:	0.00%
Private Counselor/Therapist	3.45%		



**Question 29: In the past year, have you taken any prescription medication that was not specifically prescribed for you by a medical professional?**

Answer Options	Percent
Yes	7.78%
No	91.1%
Not Sure	1.11%

**Question 30: Do you have medication that is expired, unused, or no longer needed in your home?**

Answer Options	Percent
Yes	13.33%
No	80.00%
Not Sure	6.67%

**Question 31: What reason(s) is why you have unused or expired medications in your home? (Please check all that apply)**

Answer Options	Percent
I don't want to flush them down the toilet	26.83%
I don't want to put them in the trash	24.39%
I don't know where to safely dispose of the medications	26.83%
I might need them again or I can give them to another family member	41.46%

**Question 32: If you wanted to dispose of expired, unused or no longer needed medications, how would you do so? Please check all that apply.**

Answer Options	Percent	Answer Options	Percent
Flush down the toilet	14.44%	Mix with coffee grounds or kitty litter & put in the trash	5.56%
Toss in the trash	17.78%	Drop off at Medicine Dropbox (Law Enforcement Buildings)	43.33%
Drop off during the Medicine Take Back events	31.11%	Other: Take It To The Doctor, I Don't Know, Burn	7.78%

**Question 33: How do you store and secure prescription drugs and alcohol within the home?**

Answer Options	Percent	Answer Options	Percent
Prescription Drugs & Alcohol are in a secure/locked cabinet	22.22%	No, I do not secure or lock up either in my home	44.44%
ONLY Prescription drugs are locked in a cabinet	10.00%	No, I do not have either of those in my home	23.33%
ONLY Alcohol is locked in a cabinet	0.00%		

**Question 34: Where do you usually go when you are sick? (Please check your top three answers)**

Answer Options	Percent	Answer Options	Percent
Doctor's Office	75.56%	Urgent Care	52.22%
Health Department	4.44%	(Free Clinic) Merci Clinic, HOPE Clinic	2.22%
Hospital	38.89%	Other: Teledoc, I would stay home, Church	3.33%
Medical Clinic	6.67%		

**Question 35: What is your primary health insurance plan? This is the plan which pays the medical bills first or pays most of the medical bills? (Please choose only one) [Note: Medicare is a federal health insurance program for people 65 and older or some younger people with disabilities. Medicaid is a state health insurance program for families and individuals with limited financial resources or special circumstances.]**

Answer Options	Percent	Answer Options	Percent
The State Employee Health Plan/BCBS	16.67%	The Indian Health Service	0.00%
Blue Cross and Blue Shield of NC	15.56%	Affordable Care Act	11.11%
Other private health insurance plan purchased from employer/workplace	11.11%	Other (government plan)	3.33%
Other private health insurance plan purchased directly from insurance company	2.22%	No health plan of any kind	6.67%
Medicare	22.22%	Don't Know/Not Sure	4.44%
Medicaid, Tricare, CHAMPUS, or the VA	11.11%		

**Question 36: In the past 12 months, did you have a problem getting the health care you needed for you personally or for a family member from any type of health care provider, dentist, pharmacy, or other facility? If no, skip next 2 questions, go to Question 39.**

Answer Options	Percent
Yes	10.0%
No	87.78%
I don't know	2.22%

**Question 37: What type of provider did you or your family have trouble getting care from? (Check all that apply)**

Answer Options	Percent
Dentist	20.0%
General Practitioner	26.67%
Eye Care/Optometrist/Ophthalmologist	40.0%
Pharmacy/Prescriptions	13.3%
Pediatrician	0.0
OB/GYN	26.67%
Health Department	6.67%
Hospital	6.67%
Urgent Care	20.0%
Medical Clinic	13.3%
Specialist	26.67%

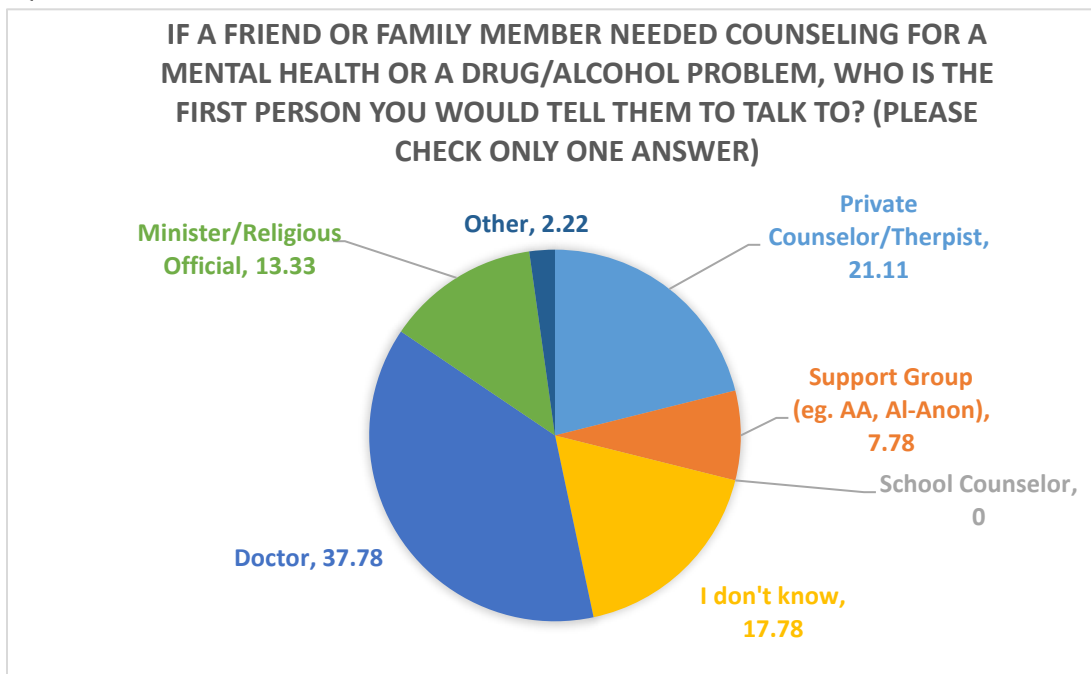
Specialist includes: Gastroenterologist, Cardiologist, Psychiatrist, and Orthopedic

**Question 38: Which of the following problems prevented you or your family from getting the necessary health care? (Please check all the problems that you encountered.)**

Answer Options	Percent
No health insurance	46.15%
Insurance didn't cover what I/we needed	30.77%
My/our share of the cost (deductible/copay) was too high	7.69%
Doctor did not take my/our insurance or Medicaid	15.38%

Hospital would not take my/our insurance	0.0
Pharmacy would not take my/our insurance or Medicaid	0.0
Dentist would not take my/our insurance or Medicaid	15.38%
No way to get there	7.69%
Didn't know where to go	0.0
Couldn't get an appointment	15.38%
The wait was too long	30.77%
Other	0.0

**Question 39:**

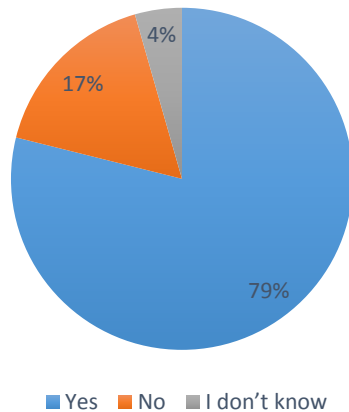


**Question 40: Does your household have working smoke and carbon monoxide detectors? (Please check only one answer)**

Answer Options	Percent
Yes, Smoke Detector Only	43.33%
Yes, Carbon Monoxide Detector Only	1.11%
Yes, Both	35.56%
No	13.33%
I don't know	6.67%

**Question 41:**

**Does your family have basic emergency supplies? (This would include a 3-day supply of water, non-perishable food, any necessary prescriptions, first aid supplies, flashlight and batteries, non-electric can opener, blanket, etc.)**

**Question 42: How do you receive information from authorities in a large-scale disaster or emergency? (Please check your top three answers)**

Answer Options	Percent
Television	83.33%
Radio	48.89%
Internet	37.78%
Newspaper	3.33%
Social Media (i.e. Facebook, etc.)	22.22%
Neighbors	13.33%
Text Message (Emergency Alert System)	31.11%
I don't know/Not sure	3.33%
Other	1.11%

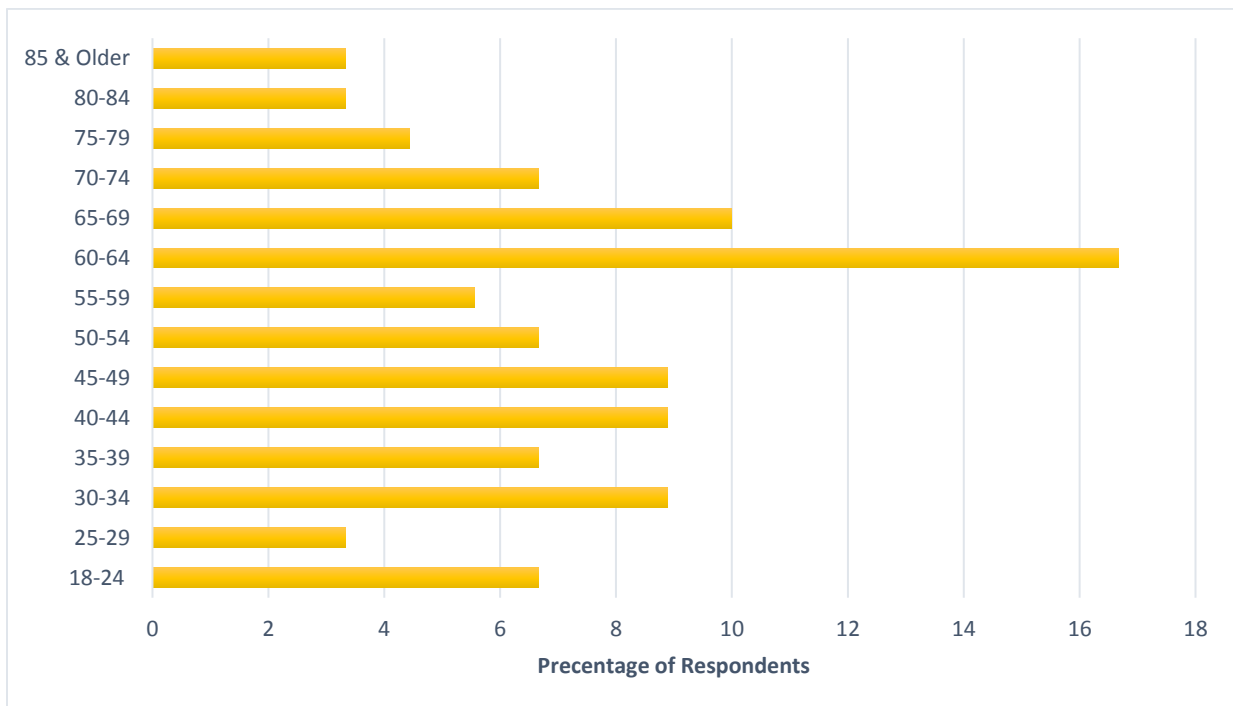
**Question 43: If there were a large-scale disaster, what would be the main reason you might not evacuate if asked to do so? (Please check only one)**

Answer Options	Percent
Lack of Transportation	11.11%
Lack of trust in public officials	4.44%
Concern about leaving property behind	25.56%
Concern about personal safety	5.56%

Concern about family safety	8.89%
Concern about leaving pets	13.33%
Concern about traffic jams and inability to get out	1.11%
Health problems (could not be moved)	0.0
Lack of emergency shelter	4.44%
Financial hardship	6.67%

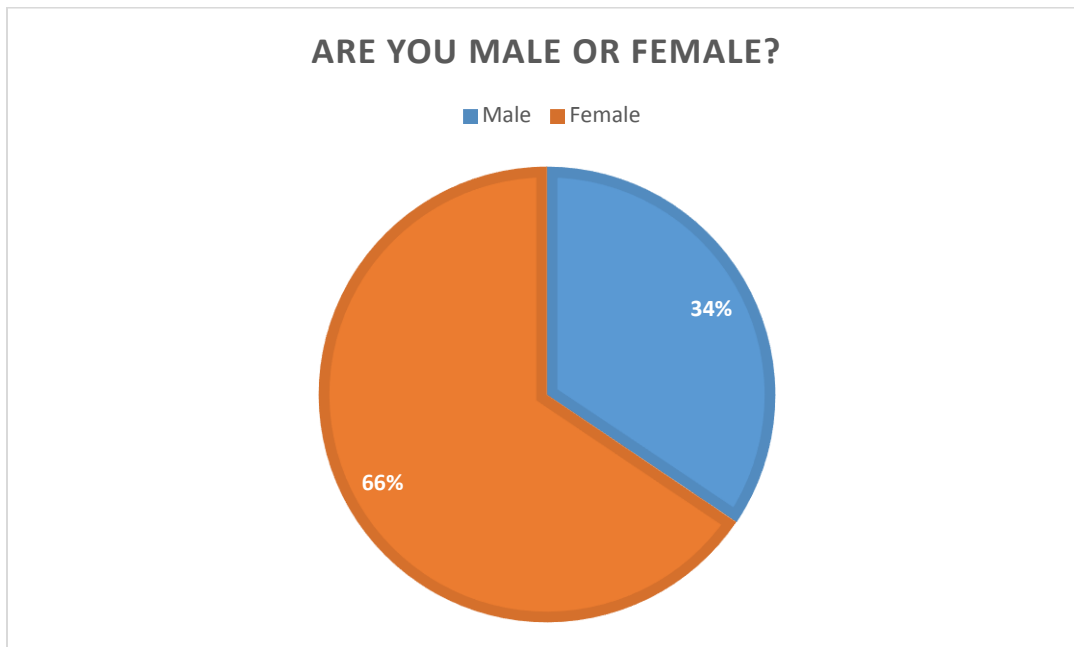
## **Demographics**

### **Question 44: How old are you?**

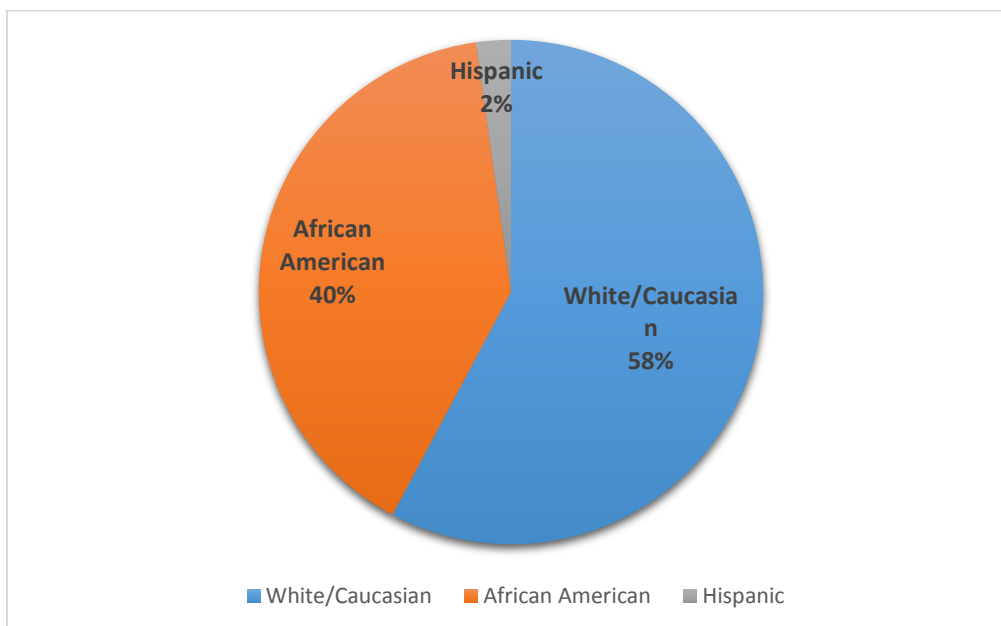


**Question 45:**

**Are you male or female?**



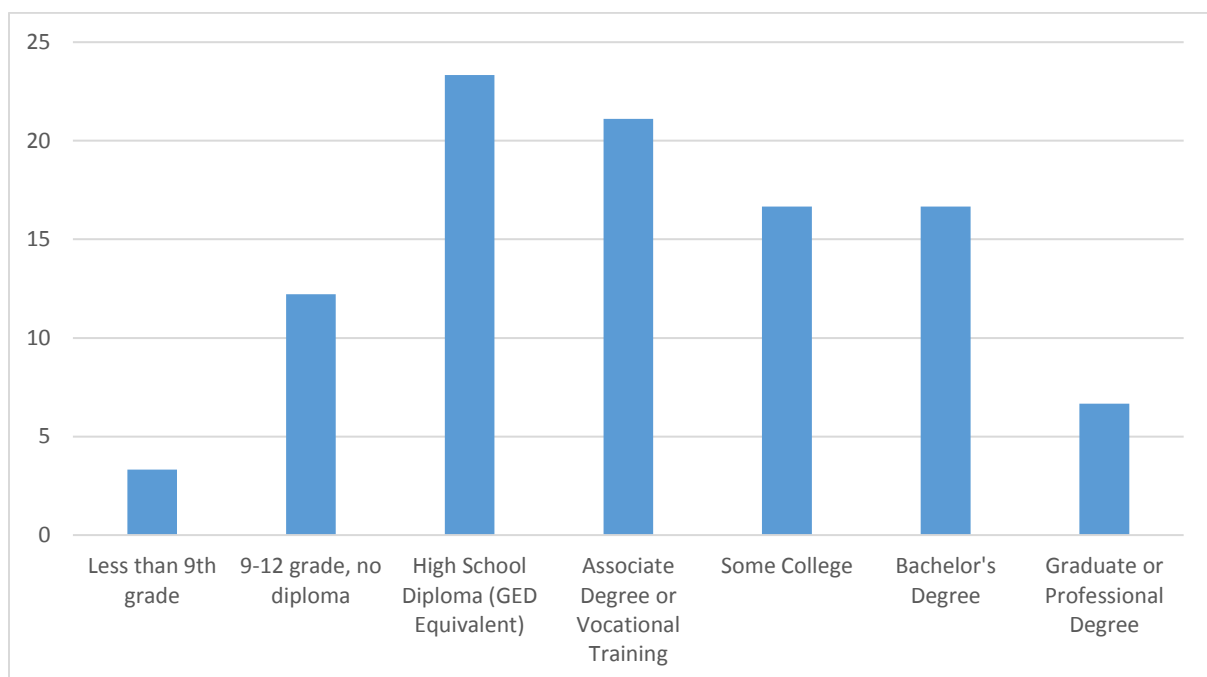
**Question 46: Which race or ethnicity do you identify with?**



**Question 47: What is your marital status?**

Answer Options	Percent
Never Married/Single	21.11%
Married	55.56%
Living with an unmarried partner	2.22%
Divorced	8.89%
Widowed	10.0%
Separated	2.22%
Other	0.0

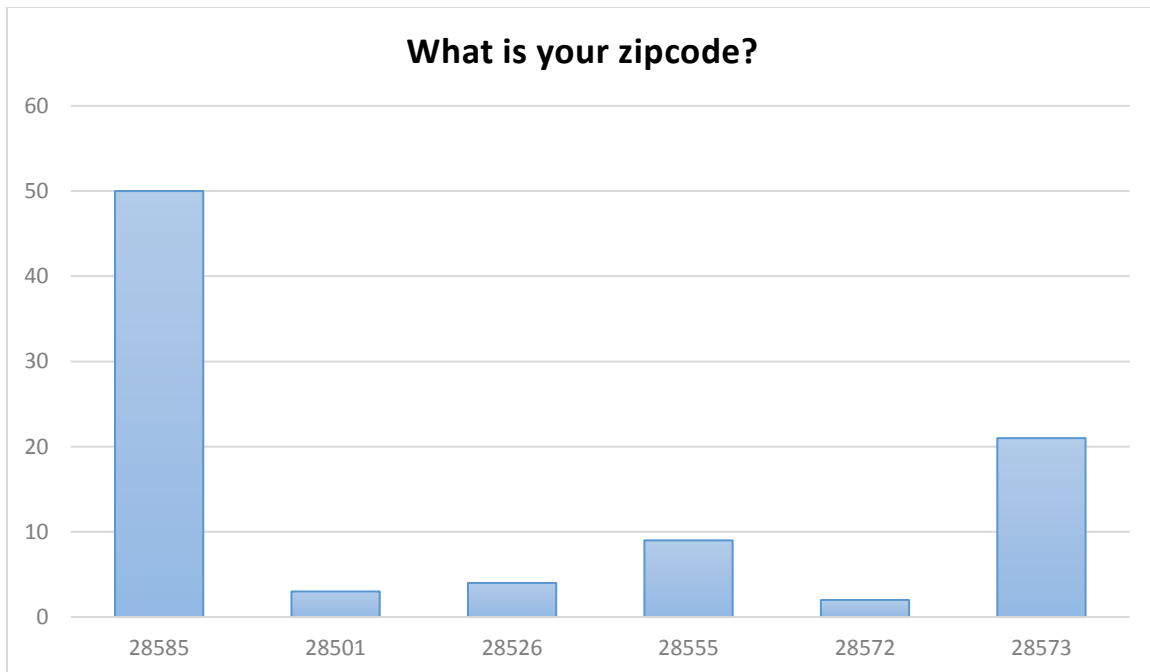
**Question 48: What is the highest level of school, college or vocational training that you have completed? (Check only one)**





**Question 49: What is your employment status?**

Answer Options	Percent
Employed Full-Time	35.56%
Employed Part-time	10.0%
Retired	26.67%
Armed Forces	0.0
Unable to work	6.67%
Student	0.0
Homemaker	5.56%
Self-employed	4.44%
Unemployed less than a year	4.44%
Unemployed more than a year	6.67%

**Question 50:**

## **Appendix D: Resource Guide**

# **Jones County Health Resource Inventory**

**This was prepared through the 2018 Community Health Assessment process. Please use this as a resource guide for health facilities and health-related supportive services that are located in Jones County or serving Jones County.**

**Updated November 2018**

<b>Adult Learning/Higher Education</b>			
<b>Description of Agency/Provider</b>	<b>Location and Contact Information</b>	<b>Services Provided and Available</b>	<b>Located within Jones County?</b>
Lenoir Community College – Jones County Center	509 Highway 58 N Trenton, NC 28585 Phone: (252) 448-5021 lenoircc.edu/adm/jonescounty/	Committed to offering various programs and services in curriculum and continuing education including two-year associate degree programs in Gunsmithing and Sustainable Agriculture. Adult Basic Education and High School Equivalency Diploma courses are offered throughout the county at various locations including the Jones County Center, Jones County Senior Services, Maysville Public Library, Pollocksville Filling Station, and Online. English as a Second Language (ESL) classes are offered at the Jones County Center and a variety of continuing education classes are always available.	Jones County location
<b>Ancillary Services (X-Ray, Laboratory)</b>			
<b>Description of Agency/Provider</b>	<b>Location and Contact Information</b>	<b>Services Provided and Available</b>	<b>Located within Jones County?</b>
CarolinaEast Internal Medicine	137 Medical Lane Pollocksville, NC 28573 Phone: (252) 633-1010 www.carolinaeastphysicians.com/locations-internal.php#pollocksville	Comprehensive services include Diagnostics, Critical Care, Family Practice, Sleep Center, Podiatry, Radiology, Endocrinology, Neurology, Oncology, Gastroenterology, Pulmonology, and Rheumatology. No referrals required. Same Day appointments available.	Jones County based
<b>Behavioral Health Providers</b>			
<b>Description of Agency/Provider</b>	<b>Location and Contact Information</b>	<b>Services Provided and Available</b>	<b>Located within Jones County?</b>
Monarch	Jones County Home 2280 Oak Grove Rd. Trenton, NC 28585 (252) 224-1041 monarchnc.org	Provides services and support to people of all ages with intellectual and developmental disabilities, mental illness and/or substance use disorders. Supervised home for adults with intellectual and developmental disabilities located in Jones County.	Jones County location
<b>Career Services</b>			
<b>Description of Agency/Provider</b>	<b>Location and Contact Information</b>	<b>Services Provided and Available</b>	<b>Located within Jones County?</b>

Jones County Career Resource Center	Jones County Education Center of LCC 509 Hwy 58 N Trenton, NC 28585 (252) 448-5021	Provides job seekers, training seekers and employers access to a variety of employment and training services under one roof. Assists with job listings, job searches, career planning, skills assessments, school-to-work connections, resume preparation, training and information on upgrading skills.	Jones County based
-------------------------------------	---	--	--------------------

#### Child Care Providers and Services

Description of Agency/Provider	Location and Contact Information	Services Provided and Available	Located within Jones County?
Jones County Partnership for Children	Dr. Norma Sermon-Boyd Executive Director 115 Market St. Trenton, NC 28585 Phone: (252) 448-5272	Supporting children birth to eight, and their families, ensuring they are kindergarten ready and reading proficiently at grade three. Offers NC Pre-K, Triple P (Positive Parenting Program), Childcare Referrals, Parent Workshops, Lending Library and more.	Jones County based
Pollocksville Presbyterian Child Care	311 Main Street Pollocksville, NC 28573 Phone: (252) 224-8181	Child care center and nursery school open on weekdays throughout the year excluding holidays for children 0 to 12 years old.	Jones County based
Rainbow Child Care Center	Donna Maxey 1517 NC Highway 58 South Trenton, NC 28585 Phone: (252) 448-0171	Child care center and nursery school open on weekdays throughout the year excluding holidays for children 0 to 13 years old.	Jones County based
White Oak Children's Learning Center	6181 New Bern Hwy Maysville, NC 28555 Phone: (910) 346-5811	Child care center and nursery school open on weekdays throughout the year excluding holidays for children 6 weeks to 13 years old.	Jones County based

#### Chiropractic Services

Description of Agency/Provider	Location and Contact Information	Services Provided and Available	Located within Jones County?
Yanni Chiropractic Center	115 W. Jones Street Trenton NC 28585 Phone: (252) 448-4561	Chiropractic Services and Care, X-rays, Free Consultations, and Massage Therapy	Jones County based

#### Dental Health Providers

Description of Agency/Provider	Location and Contact Information	Services Provided and Available	Located within Jones County?
Maysville Family Dentistry	1002 Jenkins Avenue Maysville NC 28555 Phone: (910) 743-2521	Diagnosis, treatment, and prevention diseases of the gums, teeth, and jaw.	Jones County based

Smile Mobile	Mobile unit serving schools in Jones County as well as Craven and Pamlico counties. (252) 670-8608	Provides dental services to children and pregnant women with Medicaid, NC Health Choice or no insurance. Services include dental examinations, cleanings, x-rays, fluoride treatments, oral hygiene instructions, sealants, fillings, stainless steel crowns and extractions.	Serves Jones County. Call for schedule/location.
--------------	---	---	--

#### Dialysis Centers

Description of Agency/Provider	Location and Contact Information	Services Provided and Available	Located within Jones County?
FMC Dialysis Services of Jones County (Fresenius)	Jenny Lassiter 110 Industrial Park Drive Trenton, NC 28585 Phone: (252) 448 4575	In-center hemodialysis	Jones County based

#### Emergency Medical Services

Description of Agency/Provider	Location and Contact Information	Services Provided and Available	Located within Jones County?
Comfort Volunteer Fire and EMS	4255 Hwy 41 West Trenton, NC 28585 Phone: (910) 324-4008	Basic Care Unit Emergency Medical Services (EMS), pre-hospital emergency medical care and transport, and fire related emergencies.	Jones County based
Hargetts Crossroads Volunteer Fire	8114 Hwy. 41 W Richlands, NC 28574 Phone: (910) 324-1005	Fire related-emergencies only.	Jones County based
Jones County EMS	794 NC Hwy 58 Trenton, NC 28585 Phone: (252) 448-1697	Intermediate Care Unit Emergency Medical Services (EMS), pre-hospital emergency medical care and transport, which includes Advanced Life Support (ALS) and fire related emergencies.	Jones County based
Maysville Volunteer Fire and EMS	404 Main Street Maysville, NC 28555 Phone: 910-743-2709 <a href="http://maysvillefire.com/mvfd/">http://maysvillefire.com/mvfd/</a>	Basic Care Unit Emergency Medical Services (EMS), pre-hospital emergency medical care and transport, and fire related emergencies.	Jones County based
Phillips Crossroads Volunteer Fire and EMS	3085 NC Hwy 58 Trenton NC 28585 (252)448-1880	Basic Care Unit Emergency Medical Services (EMS), pre-hospital emergency medical care and transport, and fire related emergencies.	Jones County based

Pollocksville Volunteer Fire and EMS	P.O. Box 417 Pollocksville, NC 28573 Phone : (252)224-4681	Basic Care Unit Emergency Medical Services (EMS), pre-hospital emergency medical care and transport, and fire related emergencies.	Jones County based
Trenton Volunteer Fire and EMS	105 Cherry St Trenton NC 28585 Phone:( 252)448-2646	Basic Care Unit Emergency Medical Services (EMS), pre-hospital emergency medical care and transport, and fire related emergencies.	Jones County based
Wyse Fork Volunteer Fire and EMS	6936 Wyse Fork Road Dover, NC 28526 Phone:(252)527-1122	Basic Care Unit Emergency Medical Services (EMS), pre-hospital emergency medical care and transport, and fire related emergencies.	Jones County based

#### Employer Health Programs

Description of Agency/Provider	Location and Contact Information	Services Provided and Available	Located within Jones County?
Jones County Health Department	Wesley Smith, Health Director 418 Hwy 58 North, Unit C Trenton, NC 28585 Phone: (252) 448-9111 <a href="http://www.jonescountyhealth.com">www.jonescountyhealth.com</a>	The Jones County Health Department offers an Employee Wellness Program for all county employees and Jones County Schools which includes the opportunity to: learn more about increasing physical activity levels and nutrition knowledge, participate in discussions about various health topics, and participate in monthly weigh-ins.	Jones County based

#### Foundations

Description of Agency/Provider	Location and Contact Information	Services Provided and Available	Located within Jones County?
Harold H. Bate Foundation	1316 B Commerce Drive New Bern NC 28561 Phone: (252) 638-1998 <a href="http://www.batefoundation.com">www.batefoundation.com</a>	Offers financial support to the communities of Craven, Pamlico and Jones counties and East Carolina University; to enhance education, youth and recreation, and the quality of life for all in these three counties.	Online application, open to Jones County.
Jones County Community Foundation	4601 Six Forks Road, Ste 524 Raleigh NC 27609 Phone: (919) 828-4387	The Jones County Community Foundation is a growing family of philanthropic funds, source of grants for local causes and partner for donors. JCCF advises the Jones County Community Fund, the unrestricted community grantmaking fund, to support local needs. This competitive grants program is held annually and offers financial support via grant funding to the communities Jones counties.	Online application, open to Jones County.

<b>Health Promotion and Prevention Programs</b>			
<b>Description of Agency/Provider</b>	<b>Location and Contact Information</b>	<b>Services Provided and Available</b>	<b>Located within Jones County?</b>
3HC Home Health & Hospice	Pollocksville offices temporarily closed due to hurricane. Services routed through Kinston. Phone: (910) 743-2800	Bereavement Services, Spiritual Care Services and Disease process teaching for home bound.	Jones County location temporarily closed but still serving Jones county.
County of Jones: Cooperative Extension Service	367 A Hwy 58 S Trenton, NC 28585 Phone: (252) 448-9621 <a href="http://jones.ces.ncsu.edu/">http://jones.ces.ncsu.edu/</a>	Functions as part of North Carolina State University and North Carolina A & T State University, bringing the latest research based information from these two universities to the citizens of our county. Office includes agents who cover educational programming in the areas of agriculture, horticulture, aquaculture, livestock, 4-H/youth development, and family and consumer sciences. This assists with helping agriculture producers to have more profitable crops by increasing yields and decreasing production	Jones County based
Jones County Senior Services	Wendy Winslow Human Services Coordinator 147 Francks Field Road Trenton, NC 28585 Phone: (252) 448-2581 x2042 <a href="http://www.jonescountync.gov">www.jonescountync.gov</a>	Provides a variety of services and programs for seniors including nutrition education, health screenings, exercise, Medicare assistance and more.	Jones County based
Jones County Health Department	Wesley Smith Director 418 Hwy 58 North unit C Trenton, NC 28585 Phone: (252) 448-9111 <a href="http://www.jonescountyhealth.com">www.jonescountyhealth.com</a>	The Jones County Health Department's purpose of health education is to positively influence the health behavior of individuals as well as the living and working conditions that influence their health. The Health Education division of Jones County Health Department offers a variety of programs and services. The Jones County Healthy Carolinians partnership is a community-based organization and is a collaborating partner with the many programs and services that are offered.	Jones County based
<b>Home Health Care and Hospice</b>			
<b>Description of Agency/Provider</b>	<b>Location and Contact Information</b>	<b>Services Provided and Available</b>	<b>Located within Jones County?</b>



3HC Home Health & Hospice	Pollocksville offices temporarily closed due to hurricane. Services routed through Kinston. Phone: (910) 743-2800 www.3hc.org	Home infusion therapy, Telehealth, Private duty nursing, rehabilitation services, infrared therapy, skilled nursing, wound care, and hospice services.	Jones County location temporarily closed but still serving Jones county.
Brook Stone Living Center	Carrie Payne Administrator 8990 U.S. Hwy 17 Pollocksville, NC 28573 Phone: (252) 224-0112 www.brookstonelivingcenter.com	100 bed facility providing long and short term care, hospice, assisted living, skilled nursing, respite care with a full range of medical and personal services for residents.	Jones County based
Kindred at Home	Pollocksville offices temporarily closed due to hurricane. Services routed through Morehead City. Phone: (252) 224-1012 www.kindredathome.com	In-home aid, management of chronic conditions, wound care and rehabilitation including nursing, occupational therapy, physical therapy, speech therapy and home health aid.	Jones County location temporarily closed but still serving Jones county.
<b>Law Enforcement Agencies</b>			
<b>Description of Agency/Provider</b>	<b>Location and Contact Information</b>	<b>Services Provided and Available</b>	<b>Located within Jones County?</b>
Jones County Sheriff	Danny Heath Sheriff 792 Hwy 58 South Trenton, NC 28585 Phone: (252) 448-0035	Public records and law enforcement	Jones County based
Maysville Police Department	404 Main Street Maysville, NC 28555 Phone: (910) 743-3104	Law enforcement and emergency services	Jones County based
North Carolina Highway Patrol	512 North Salisbury Street Raleigh NC 27604 Phone: (919) 733-7952	Primary mission is to reduce collisions and make the highways of NC as safe as possible.	Serves Jones and all NC counties
Pollocksville Police Department	308 2nd Street Pollocksville NC 28573 Phone: (252) 224-0700	Law enforcement and emergency services	Jones County based
<b>Maternal Care</b>			
<b>Description of Agency/Provider</b>	<b>Location and Contact Information</b>	<b>Services Provided and Available</b>	<b>Located within Jones County?</b>



Jones County Health Department	Wesley Smith, Health Director 418 Hwy 58 North, Unit C Trenton, NC 28585 Phone: (252) 448-9111 www.jonescountyhealth.com	A wide range of services offered including pregnancy testing and counseling, Maternity Care Coordination, and Women, Infants, and Children (WIC), a federal program that provides food to low-income pregnant, postpartum, and breastfeeding women, and infants and children up to age five. The program provides nutrition education, supplemental foods, breastfeeding promotion and support, and referrals to health care.	Jones County based
--------------------------------	--	---	--------------------

#### Medical Care Facilities

Description of Agency/Provider	Location and Contact Information	Services Provided and Available	Located within Jones County?
CarolinaEast Internal Medicine - Pollocksville	137 Medical Lane Pollocksville, NC 28573 Phone: (252) 633-1010 www.carolinaeasthealth.com	Comprehensive services include Diagnostics, Critical Care, Family Practice, Sleep Center, Podiatry, Radiology, Endocrinology, Neurology, Oncology, Gastroenterology, Pulmonology, and Rheumatology. No referrals required. Same Day appointments available.	Jones County location
Coastal Children's Clinic	1004 Jenkins Avenue Maysville, NC 28555 Phone: (910) 743-2022 www.coastalchildrens.com	Provides sick and well care for children from birth to age 21. Offers same-day sick appointments and welcomes new patients. Treats a variety of illnesses and conditions, as well as minor injuries, lacerations and burns.	Jones County location
Jones County Health Department	Wesley Smith, Health Director 418 Hwy 58 North, Unit C Trenton, NC 28585 Phone: (252) 448-9111 www.jonescountyhealth.com	Provides clinical and preventive services including Immunizations, Child Health, Family Planning, and STD services. Offers a Breast and Cervical Cancer Screening Program (BCCCP) and NC WISEWOMAN for eligible women, Pregnancy Care Management (OBCM), Care Coordination for Children (CC4C), and a Women, Infants, and Children (WIC) program, which is a federal program providing food to low-income pregnant, postpartum, and breastfeeding women, and infants and children up to age five. The program provides nutrition education, supplemental foods, breastfeeding promotion and support, and referrals to health care.	Jones County based

#### Medical and Health Transportation

Description of Agency/Provider	Location and Contact Information	Services Provided and Available	Located within Jones County?
--------------------------------	----------------------------------	---------------------------------	------------------------------

Craven Area Rural Transit System (CARTS)	2822 Neuse Blvd. New Bern NC 28562 Phone: (252) 636-4917	Provides transportation services to the general public with special emphasis on the provision of such services to the elderly and/or handicapped residents.	Serves Craven, Jones and Pamlico Counties
Jones County Department of Social Services	418 NC Highway 58 N, Trenton, NC 28585-9530 Phone: (252) 448-2581	Medicaid Transportation Program offers transportation to those who are currently receiving Medicaid benefits for health-related appointments.	Jones County based

#### **Mental Health Services**

<b>Description of Agency/Provider</b>	<b>Location and Contact Information</b>	<b>Services Provided and Available</b>	<b>Located within Jones County?</b>
Pamlico Child and Family Therapy	418 Hwy 58 North Unit D Trenton, NC 28585 Phone: (252) 745-7401 www.pamlicocft.com	Offers personalized outpatient therapeutic services to children, families and adults including cognitive behavior therapy, comprehensive clinical assessments, grief counseling, mental health and substance abuse counseling and school risk assessments.	Jones County based
RHA Mobile Crisis	1917 Trent Blvd New Bern NC 28560 Phone: (844) 709-4097 http://www.rhahealthservices.org/	Mobile Crisis provides intensive on-site intervention to people of all ages who are experiencing a crisis due to mental health disturbances, developmental disabilities or addiction. The team of behavioral health professionals are available 24/7/365 to safely stabilize individuals at home, work, school or in the community.	Serves Jones and surrounding counties
Trillium Health Resources / Mobile Crisis	3809 Shipyard Blvd Wilmington NC 28403 Phone: 886-998-2597 Crisis Call Number: 1-877-685-2415 www.trilliumhealthresources.org	Specialty care manager for individuals with mental illness, substance abuse and intellectual disabilities, providing adult and child behavioral healthcare solutions including access to emergent, urgent and routine services, educational programs and crisis and emergency services	Serves Jones and surrounding counties

#### **Nursing Homes/Adult Care**

<b>Description of Agency/Provider</b>	<b>Location and Contact Information</b>	<b>Services Provided and Available</b>	<b>Located within Jones County?</b>
---------------------------------------	---	--	-------------------------------------

Brook Stone Living Center	Carrie Payne Administrator 8990 U.S. Hwy 17 Pollocksville, NC 28573 Phone: (252) 224-0112 www.brookstonelivingcenter.com	100 bed facility providing long and short term care, hospice, assisted living, skilled nursing, respite care with a full range of medical and personal services for residents.	Jones county based
<b>Pharmacy Services</b>			
Description of Agency/Provider	Location and Contact Information	Services Provided and Available	Located within Jones County?
Realo Discount Drugs	9041 US-17 South Pollocksville, NC 28573 Phone: (252) 224-0404	Provides services related to medication and prescriptions.	Jones County based
Realo Discount Drugs	125 W. Jones Street Trenton, NC 28585 Phone: (252) 448-2901	Provides services related to medication and prescriptions.	
<b>School Health Services</b>			
Description of Agency/Provider	Location and Contact Information	Services Provided and Available	Located within Jones County?
Jones County Public Schools	320 W. Jones St. Trenton, NC 28585 Phone: (252) 448-2531 www.jonesnc.net	With the support of Jones County Health Department, Jones County Public Schools employees 2 full time school nurses who work in the 6 schools.	Jones County based